



OFFICIAL RESULTS

2017 WORLD SENIOR CHAMPIONSHIPS FOR WOMEN AND MEN

Dream Bowl Palace



Unterföhring/Munich, Germany

14 – 20 August, 2017



**WORLD
BOWLING**


Single Women Final

Place	Player	Country	G1	Total	Avg	Diff
1.	Barnes, Lynda	 USA	214	214	214.00	0
2.	Hulsenberg, Leanne	 USA	204	204	204.00	-10

Single Women Semi Final 1



































Place	Player	Country	G1	Total	Avg	Diff
1.	Hulsenberg, Leanne	 USA	175	175	175.00	0
2.	Stashchenko, Larisa	 RUS	157	157	157.00	-18




























Single Women Semi Final 2

Place	Player	Country	G1	Total	Avg	Diff
1.	Barnes, Lynda	 USA	193	193	193.00	0
2.	Lundén, Reija	 FIN	185	185	185.00	-8

Qualification Results for Single - Women

Place	Player	Country	G1	G2	G3	G4	G5	G6	Total	Avg	Diff	Roll-off
1.	Hulsenberg, Leanne	USA	237	226	176	227	237	225	1328	221.33	0	
2.	Lundén, Reija	FIN	245	182	187	204	206	226	1250	208.33	-78	
3.	Barnes, Lynda	USA	218	191	159	205	258	182	1213	202.17	-115	
4.	Stashchenko, Larisa	RUS	190	168	192	266	188	175	1179	196.50	-149	26
5.	Völkl-Brand, Bianca	GER	182	198	197	179	235	188	1179	196.50	-149	25
6.	Johnson, Tish	USA	184	196	235	157	207	194	1173	195.50	-155	
7.	Toriyabe, Eiko	JPN	207	178	192	190	201	200	1168	194.67	-160	
8.	Joubert, France	CAN	184	182	182	203	221	182	1154	192.33	-174	
9.	Monsen, Janne	NOR	166	192	246	199	150	198	1151	191.83	-177	
10.	Carlsson, Christel	SWE	164	207	161	196	229	179	1136	189.33	-192	
11.	Sulkanen, Lena	SWE	172	243	174	177	141	225	1132	188.67	-196	
12.	Churchill, Lynnaire	NZL	181	203	153	180	200	213	1130	188.33	-198	
13.	Dorin-Ballard, Carolyn	USA	174	186	246	205	154	165	1130	188.33	-198	
14.	Tataryn, Sharon	CAN	147	183	225	188	192	193	1128	188.00	-200	
15.	Kravchenko, Marina	RUS	216	184	219	154	170	180	1123	187.17	-205	
16.	Burns, Cushla	NZL	181	171	227	199	174	171	1123	187.17	-205	
17.	Tamminen, Tuula	FIN	177	193	210	153	196	184	1113	185.50	-215	
18.	Yoshida, Yumiko	JPN	186	152	184	179	173	235	1109	184.83	-219	
19.	Doppler, Ruth	SUI	181	165	234	189	181	156	1106	184.33	-222	
20.	Brown, Angie	ENG	202	181	164	168	163	225	1103	183.83	-225	
21.	Nováková, Miluše	CZE	172	154	164	173	245	194	1102	183.67	-226	
22.	Friis, Jill	CAN	188	180	176	207	189	161	1101	183.50	-227	
23.	Olsson, Susanne	SWE	152	197	192	179	210	170	1100	183.33	-228	
24.	Morra, Alessandra	ITA	167	196	196	170	208	161	1098	183.00	-230	
25.	Piccini, Teresa	MEX	176	159	194	179	201	187	1096	182.67	-232	
26.	Anuziene, Leta	LTU	168	203	163	199	200	162	1095	182.50	-233	
27.	Nordenson, Kristina	SWE	200	178	189	161	170	195	1093	182.17	-235	
28.	Galeano, Amanda	COL	191	148	183	221	182	160	1085	180.83	-243	
29.	Castro, Lea	BRA	187	169	160	163	202	200	1081	180.17	-247	
30.	Hodg, Jan	ENG	174	191	170	156	160	226	1077	179.50	-251	
31.	Ramos, Margarita	MEX	204	169	147	208	166	179	1073	178.83	-255	
32.	Palaimaite, Jurate	LTU	181	181	164	142	206	192	1066	177.67	-262	
33.	Goron, Nadia	FRA	169	187	203	148	178	179	1064	177.33	-264	
34.	Kolbenschlag, Martina	GER	179	160	181	176	206	160	1062	177.00	-266	
35.	Seleniene, Daiva	LTU	168	162	180	194	178	170	1052	175.33	-276	
36.	Arango, Gloria	COL	150	171	197	157	183	193	1051	175.17	-277	
37.	Jacques, Pepita	FRA	193	136	171	181	182	188	1051	175.17	-277	
38.	Krivorotova, Ellana	RUS	164	181	183	165	184	173	1050	175.00	-278	
39.	Aviram Harlap, Sara	ISR	172	192	188	166	182	149	1049	174.83	-279	

40.	Griffith, Laurie	 CAN	181	162	170	156	197	181	1047	174.50	-281
41.	Yanagawa, Honami	 JPN	138	197	166	170	184	189	1044	174.00	-284
42.	Anttas, Jaana	 FIN	208	166	189	175	143	161	1042	173.67	-286
43.	Neubüeser, Kerstin	 GER	152	158	190	181	170	187	1038	173.00	-290
44.	Kleiven, Mariann	 NOR	192	173	168	176	148	181	1038	173.00	-290
45.	Lébrová, Jana	 CZE	167	177	204	152	180	158	1038	173.00	-290
46.	Hanušová, Dana	 CZE	154	194	174	170	152	193	1037	172.83	-291
47.	Baker, Janet	 AUS	169	152	178	172	210	156	1037	172.83	-291
48.	Buzzelli, Daniela	 ITA	168	173	162	183	158	191	1035	172.50	-293
49.	Sacre, Fransuesa	 MEX	211	163	207	139	171	141	1032	172.00	-296
50.	McClain, Marina	 BAH	181	135	202	181	145	186	1030	171.67	-298
51.	Holmes, Patricia	 IRL	182	178	141	172	207	146	1026	171.00	-302
52.	Kapronczayne Karadi, Magdolna	 HUN	209	152	147	183	141	192	1024	170.67	-304
53.	Walker, Lynne	 WAL	191	193	140	168	191	140	1023	170.50	-305
54.	Gruijthuisen - de Graaf, Helma	 NED	159	180	169	178	179	157	1022	170.33	-306
55.	Ortega, Adriana	 MEX	164	165	138	190	169	195	1021	170.17	-307
56.	Jokiniemi, Leena	 FIN	134	179	191	165	160	190	1019	169.83	-309
57.	Börding, Petra	 GER	181	167	174	130	174	190	1016	169.33	-312
58.	Hossone Beres, Eva	 HUN	184	160	169	159	159	184	1015	169.17	-313
59.	Trujillo, Martha	 COL	194	171	148	184	159	159	1015	169.17	-313
60.	Vieira, Lucia	 BRA	183	156	157	181	192	138	1007	167.83	-321
61.	Miyakura, Yuko	 JPN	155	206	175	135	146	189	1006	167.67	-322
62.	Spitzmüller, Wilhelmine	 AUT	145	139	208	157	180	175	1004	167.33	-324
63.	Baker, Jeanette	 AUS	178	165	150	194	160	157	1004	167.33	-324
64.	Boswell, Sandra	 ENG	148	179	170	141	172	190	1000	166.67	-328
65.	Wühl, Lieselotte	 AUT	194	162	151	154	166	170	997	166.17	-331
66.	Lockhart, Jonice	 BAH	146	175	166	174	150	185	996	166.00	-332
67.	Leutwiler, Sabine	 SUI	142	160	171	153	234	136	996	166.00	-332
68.	Wills, Catherine	 ENG	213	162	156	148	146	170	995	165.83	-333
69.	Robert, Nadine	 FRA	105	213	162	179	177	159	995	165.83	-333
70.	Wilford, Barbara	 RSA	128	150	158	200	184	172	992	165.33	-336
71.	Vergère, Patricia	 SUI	132	179	184	119	180	193	987	164.50	-341
72.	Vasquez, Ruth	 COL	133	163	145	187	165	192	985	164.17	-343
73.	Swain, Annabelle	 NZL	146	184	192	157	150	156	985	164.17	-343
74.	Jensen, Roshild	 NOR	168	151	148	203	149	164	983	163.83	-345
75.	Berge, Sylvi B	 NOR	147	161	197	154	172	152	983	163.83	-345
76.	Hanusíková, Blanka	 CZE	139	146	152	189	174	177	977	162.83	-351
77.	Perez, Miriam	 PUR	149	175	177	128	191	157	977	162.83	-351
78.	Sham, Val	 RSA	155	148	212	147	157	157	976	162.67	-352
79.	Flynn, Robyn	 AUS	144	173	185	168	155	151	976	162.67	-352
80.	Dos Santos, Susan	 RSA	155	143	184	158	162	170	972	162.00	-356
81.	Pari, Françoise	 SUI	152	167	141	188	177	147	972	162.00	-356
82.	Fiala, Christine	 AUT	171	162	169	154	151	154	961	160.17	-367
83.	Faure, Jacqueline	 FRA	171	158	150	179	144	157	959	159.83	-369

84.	Pascoal-Blom, Farida		NED	147	188	149	190	136	149	959	159.83	-369
85.	Watkins, Robyn		NZL	169	171	142	160	154	162	958	159.67	-370
86.	Gove, Elizabeth		SCO	149	158	149	203	156	142	957	159.50	-371
87.	Timisela, Cory		NED	172	114	180	178	141	166	951	158.50	-377
88.	Nazario, Galen		PUR	166	153	139	159	147	182	946	157.67	-382
89.	Homan-Zorge, Andrea		NED	168	147	140	164	157	168	944	157.33	-384
90.	Gablek, Christine		AUT	155	153	146	146	150	188	938	156.33	-390
91.	Duanis, Hana		ISR	145	145	141	176	171	156	934	155.67	-394
92.	Toth, Agnes		HUN	138	138	147	170	167	167	927	154.50	-401
93.	Kestell, Dymphna		IRL	171	156	154	147	168	129	925	154.17	-403
94.	Fowler, Debbi		RSA	183	104	132	163	179	161	922	153.67	-406
95.	Miranda, Carolina		BOL	146	157	156	149	165	149	922	153.67	-406
96.	Gur, Ziva		ISR	158	130	127	144	199	163	921	153.50	-407
97.	Cohen Matza, Eti		ISR	138	159	164	146	134	179	920	153.33	-408
98.	Kuliaviene, Violeta		LTU	180	139	176	144	116	160	915	152.50	-413
99.	Rogers, Kay		WAL	137	143	159	139	152	180	910	151.67	-418
100.	Harrison, Julie		AUS	124	158	123	213	138	154	910	151.67	-418
101.	Sukhanova, Galina		RUS	144	136	185	157	151	131	904	150.67	-424
102.	Cloake, Roisin		IRL	125	142	162	148	164	156	897	149.50	-431
103.	Le Louarn, Sharon		JEY	152	125	166	136	170	148	897	149.50	-431
104.	Heffernan, Mary		IRL	168	155	123	132	170	135	883	147.17	-445
105.	McDonald, Pauline		WAL	152	139	147	151	137	151	877	146.17	-451
106.	Bogie, Alice		SCO	116	169	113	149	153	167	867	144.50	-461
107.	Harts, Paula		BAH	166	132	137	147	138	127	847	141.17	-481
108.	Rae, Margaret		SCO	147	134	125	152	170	104	832	138.67	-496
109.	López, Susana		PAR	155	124	158	131	133	120	821	136.83	-507
110.	Cooke, Hilary		WAL	130	115	122	120	131	128	746	124.33	-582



World Senior Championships

Dream Bowl Palace, Unterföring (Munich), Germany
August 14 – 20, 2017



Single Men Final

Place	Player	Country	G1	Total	Avg	Diff
1.	Mohr, Ron	USA	202	202	202.00	0
2.	Ciach, Joe	CAN	180	180	180.00	-22

Single Men Semi Final 1

Place	Player	Country	G1	Total	Avg	Diff
1.	Ciach, Joe	CAN	221	221	221.00	0
2.	Bohn III, Parker	USA	191	191	191.00	-30

Single Men Semi Final 2

Place	Player	Country	G1	Total	Avg	Diff	Roll-off
1.	Mohr, Ron	USA	217	217	217.00	0	19
2.	Boesch, Lennie	USA	217	217	217.00	0	18



World Senior Championships

Dream Bowl Palace, Unterföhring (Munich), Germany
August 14 – 20, 2017



Qualification Results for Single – Men

Place	Player	Country	G1	G2	G3	G4	G5	G6	Total	Avg	Diff
1.	Bohn III, Parker	USA	185	279	192	241	269	201	1367	227.83	0
2.	Boresch, Lennie	USA	247	208	183	230	246	226	1340	223.33	-27
3.	Mohr, Ron	USA	199	205	248	225	203	258	1338	223.00	-29
4.	Ciach, Joe	CAN	210	258	206	266	211	180	1331	221.83	-36
5.	Reviglio, Marco	ITA	211	225	224	218	212	237	1327	221.17	-40
6.	Hernandez, Arturo	VEN	247	201	183	256	230	198	1315	219.17	-52
7.	Danielsson, Christer	SWE	170	215	219	213	289	203	1309	218.17	-58
8.	Van den Bogaard, Ron	NED	200	259	204	168	255	221	1307	217.83	-60
9.	Franceus, Marc	BEL	190	226	197	174	235	259	1281	213.50	-86
10.	Frawley, Andrew	AUS	182	236	221	205	202	231	1277	212.83	-90
11.	Mochon, Patrick	FRA	215	210	248	202	194	192	1261	210.17	-106
12.	Spada, Amedeo	ITA	223	206	175	181	243	226	1254	209.00	-113
13.	Petersson, Christer	SWE	186	185	258	212	202	211	1254	209.00	-113
14.	Åberg, Johan	SWE	202	226	193	223	183	216	1243	207.17	-124
15.	Learn Jr, Bob	USA	192	159	240	212	186	253	1242	207.00	-125
16.	Gutierrez, Jesus	MEX	230	226	182	189	193	211	1231	205.17	-136
17.	Kala, Rostislav	CZE	219	243	146	249	150	221	1228	204.67	-139
18.	Bösiger, Andreas	SUI	196	199	183	216	213	218	1225	204.17	-142
19.	Celli, Maurizio	ITA	190	177	191	248	212	200	1218	203.00	-149
20.	Cummings, Shaun	AUS	219	211	164	190	233	196	1213	202.17	-154
21.	Thienpondt, Nico	NED	230	190	213	188	187	204	1212	202.00	-155
22.	Ohlrogge, Holger	GER	200	205	223	218	195	169	1210	201.67	-157
23.	Laermans, Jurgen	BEL	197	181	215	169	226	204	1192	198.67	-175
24.	Vasilchenko, Sergey	RUS	194	189	189	221	216	183	1192	198.67	-175
25.	Aikioniemi, Jari	FIN	186	182	213	207	188	212	1188	198.00	-179
26.	Spiteri, Mark	MLT	189	149	206	204	202	237	1187	197.83	-180
27.	Santa, Antonio	PUR	242	157	205	200	183	196	1183	197.17	-184
28.	Keddie, Alan	SCO	201	168	202	199	144	268	1182	197.00	-185
29.	Gillespie, Andrew	SCO	177	247	238	176	149	195	1182	197.00	-185
30.	Sobolev, Pavel	BLR	191	231	166	160	210	221	1179	196.50	-188
31.	Vetter, Robert	GER	204	200	173	184	213	205	1179	196.50	-188
32.	Hanaor, Noam	ISR	208	186	196	226	167	196	1179	196.50	-188
33.	Halme, Ari	FIN	194	184	175	187	191	246	1177	196.17	-190
34.	Van der Veen, Wim	NED	188	174	185	191	215	224	1177	196.17	-190
35.	Raatikainen, Teemu	FIN	177	215	200	187	186	210	1175	195.83	-192
36.	Hodge, Keith	ENG	190	191	219	186	178	210	1174	195.67	-193
37.	Edelaar, Jack	NED	194	187	213	192	173	214	1173	195.50	-194
38.	Daubaras, Rimantas	LTU	193	199	207	147	189	230	1165	194.17	-202
39.	Ruiz, Nicolas	COL	191	162	189	196	209	216	1163	193.83	-204



World Senior Championships

Dream Bowl Palace, Unterföhring (Munich), Germany
August 14 – 20, 2017



40.	Phillips, Fred	CAN	188	216	211	169	203	175	1162	193.67	-205
41.	Augustin, Yvan	FRA	191	182	191	205	223	168	1160	193.33	-207
42.	Strobbe, Yves	FRA	205	197	194	181	179	202	1158	193.00	-209
43.	Martinez, Manuel	ESP	166	203	174	203	188	222	1156	192.67	-211
44.	Lafleur, Richard	CAN	175	200	181	168	236	196	1156	192.67	-211
45.	Soto, Julio	COL	236	181	179	226	168	166	1156	192.67	-211
46.	Matthews, Bernard	SCO	170	191	223	212	181	178	1155	192.50	-212
47.	Luoto, Sami	FIN	216	221	173	180	171	192	1153	192.17	-214
48.	Panzenböck, Manfred	AUT	168	249	166	178	176	215	1152	192.00	-215
49.	Ohayon, Shlomo	ISR	201	203	201	179	168	195	1147	191.17	-220
50.	Kennedy, Michael	AUS	180	174	205	155	235	197	1146	191.00	-221
51.	Berthomiere, Patrick	FRA	182	173	199	175	167	249	1145	190.83	-222
52.	Hindrák, Jiri	CZE	179	165	188	212	197	204	1145	190.83	-222
53.	Gorodnichii, Igor	RUS	166	158	160	176	248	236	1144	190.67	-223
54.	Ellatif, Mahamid Abed	ISR	192	179	236	170	188	177	1142	190.33	-225
55.	Hansen, Jan-Egil	NOR	164	174	181	216	192	214	1141	190.17	-226
56.	Falconi, Daniel	MEX	207	166	212	216	184	154	1139	189.83	-228
57.	Dekel, Izhak	ISR	169	198	175	192	178	226	1138	189.67	-229
58.	Osgjelten, Ove	NOR	220	138	225	172	194	189	1138	189.67	-229
59.	Nuñez, Hilton	DOM	175	189	164	201	176	232	1137	189.50	-230
60.	Baker, Gary	ENG	156	193	199	193	193	203	1137	189.50	-230
61.	Grynyk, Iurii	UKR	225	190	183	172	164	201	1135	189.17	-232
62.	Matsui, Masanobu	JPN	203	158	190	179	199	205	1134	189.00	-233
63.	Denot, Carlos	MEX	169	184	193	180	235	169	1130	188.33	-237
64.	Non, Rey	NZL	168	171	166	246	177	199	1127	187.83	-240
65.	Van Vaerenbergh, Philippe	BEL	182	211	184	166	178	204	1125	187.50	-242
66.	Asajewicz, Aleksej	POL	177	158	204	207	201	178	1125	187.50	-242
67.	Johnson, William	AUS	149	206	189	184	203	193	1124	187.33	-243
68.	Alqahtani, Abdullah	KSA	177	191	204	147	176	226	1121	186.83	-246
69.	Humphries, Gordon	ENG	141	199	181	155	235	210	1121	186.83	-246
70.	Dinius, Laimontas	LTU	190	210	186	166	145	223	1120	186.67	-247
71.	Harimoto, Yusuke	JPN	170	205	170	201	183	189	1118	186.33	-249
72.	Roberts, Gareth	WAL	233	200	169	149	200	167	1118	186.33	-249
73.	Martin, Adam	POL	174	212	193	142	174	222	1117	186.17	-250
74.	Maeda, Tomokazu	JPN	154	215	174	204	203	167	1117	186.17	-250
75.	Baldacchino, Paul	MLT	153	185	165	186	192	235	1116	186.00	-251
76.	Yngström, Stefan	SWE	214	187	202	164	171	177	1115	185.83	-252
77.	Mercieca, Dennis	MLT	185	154	166	232	179	198	1114	185.67	-253
78.	Alqahtani, Moued	KSA	181	154	187	227	161	200	1110	185.00	-257
79.	Estevez, Jose	ESP	137	224	177	192	197	183	1110	185.00	-257
80.	Isoppo, Massimo	ITA	200	170	180	205	194	160	1109	184.83	-258
81.	Fraizman, Marjan	SLO	182	186	220	175	156	188	1107	184.50	-260
82.	Garcia, Mario	MEX	171	190	191	186	211	157	1106	184.33	-261



World Senior Championships

Dream Bowl Palace, Unterföhring (Munich), Germany
August 14 – 20, 2017





83.	Almestrand, Runar		NOR	194	163	182	200	161	204	1104	184.00	-263
84.	Dalton, Graham		WAL	177	180	186	179	181	199	1102	183.67	-265
85.	Vieira, Márcio		BRA	168	169	195	197	181	192	1102	183.67	-265
86.	Casey, Conn		CAN	176	179	178	196	180	191	1100	183.33	-267
87.	Pellegroms, Herman		BEL	207	193	150	146	192	208	1096	182.67	-271
88.	Haim-Geist, Andreas		AUT	158	222	206	166	164	180	1096	182.67	-271
89.	Sham, Tony		RSA	181	165	194	194	204	158	1096	182.67	-271
90.	Meronk, Andrzej		POL	218	168	160	192	169	188	1095	182.50	-272
91.	Oseredko, Viacheslav		UKR	185	155	182	223	181	168	1094	182.33	-273
92.	Mulej, Zdravko		SLO	198	197	173	203	171	152	1094	182.33	-273
93.	Almendro, Jaime		PUR	177	180	174	189	160	210	1090	181.67	-277
94.	Castillo, Samuel		ESP	182	183	202	173	163	187	1090	181.67	-277
95.	Savchuk, Oleksandr		UKR	177	147	178	191	193	202	1088	181.33	-279
96.	Borovnik, Franci		SLO	186	150	183	204	163	201	1087	181.17	-280
97.	Gibson, Kevin		WAL	166	169	218	148	183	202	1086	181.00	-281
98.	Schütz, Johannes		SUI	180	140	215	168	170	212	1085	180.83	-282
99.	Lockhart, Sonith		BAH	203	174	181	177	158	192	1085	180.83	-282
100.	Braga, Luiz		BRA	187	182	169	178	147	213	1076	179.33	-291
101.	Sigurðsson, Guðmundur		ISL	185	154	200	173	189	175	1076	179.33	-291
102.	Patino, Carlos		COL	168	171	188	181	196	170	1074	179.00	-293
103.	Astl, Helmut		AUT	174	174	169	177	158	221	1073	178.83	-294
104.	Läng, Urs		SUI	149	182	181	192	180	188	1072	178.67	-295
105.	Gomez, Ricardo		VEN	179	155	194	214	151	179	1072	178.67	-295
106.	Romskaug, Pål S		NOR	158	175	200	184	200	155	1072	178.67	-295
107.	Linke, Andrzej		POL	189	159	191	191	178	162	1070	178.33	-297
108.	Ellis, Lol		ENG	213	191	180	183	144	159	1070	178.33	-297
109.	Wimmer, Hermann		GER	187	170	167	155	213	177	1069	178.17	-298
110.	Skobrics, Zoltan		HUN	175	184	155	205	179	170	1068	178.00	-299
111.	Lelovics, Zoltan		HUN	158	190	183	167	162	204	1064	177.33	-303
112.	Tepeh, Davorin		SLO	163	161	179	192	187	182	1064	177.33	-303
113.	Carvalho, Eugênio		BRA	172	200	178	208	157	145	1060	176.67	-307
114.	Preuss, Jürgen		GER	176	205	174	177	134	192	1058	176.33	-309
115.	Alaslani, Majid		KSA	167	191	148	180	192	178	1056	176.00	-311
116.	Marian, Juan		ESP	193	172	163	194	160	170	1052	175.33	-315
117.	Gill, William		SCO	213	165	157	145	172	195	1047	174.50	-320
118.	Connor, Les		RSA	188	162	149	173	190	182	1044	174.00	-323
119.	Sigurðsson, Björn		ISL	179	164	172	201	171	156	1043	173.83	-324
120.	Debnar, Jan		SVK	168	187	134	204	166	183	1042	173.67	-325
121.	Storan, Haulie		IRL	194	216	123	156	177	175	1041	173.50	-326
122.	Sales, Jamil		BRA	184	157	178	134	204	180	1037	172.83	-330
123.	Rivera, Georgie		PUR	151	170	188	209	169	150	1037	172.83	-330
124.	Pashkovskii, Aleksandr		RUS	177	175	195	141	142	205	1035	172.50	-332
125.	Nicolas, Gregorio		NZL	189	150	171	156	207	162	1035	172.50	-332

Doubles Women Final

Place	Country	Team	Player	G1	Total	Avg	Diff
1.		CAN	Canada 1	Joubert, France	206	206	206.00
				Friis, Jill	195	195	195.00
					401	401	200.50
2.		USA	U.S.A. 2	Hulsenberg, Leanne	194	194	194.00
				Johnson, Tish	196	196	196.00
					390	390	195.00















Doubles Women Semi Final 1
















Place	Country	Team	Player	G1	Total	Avg	Diff
1.		CAN	Canada 1	Joubert, France	203	203	203.00
				Friis, Jill	213	213	213.00
					416	416	208.00
2.		USA	U.S.A. 1	Dorin-Ballard, Carolyn	175	175	175.00
				Barnes, Lynda	185	185	185.00
					360	360	180.00















Doubles Women Semi Final 2










Place	Country	Team	Player	G1	Total	Avg	Diff
1.		USA	U.S.A. 2	Hulsenberg, Leanne	221	221	221.00
				Johnson, Tish	249	249	249.00
					470	470	235.00
2.		MEX	Mexico 1	Piccini, Teresa	176	176	176.00
				Ramos, Margarita	167	167	167.00
					343	343	171.50

Qualification Results for Doubles Women

Place	Country	Team	G1	G2	G3	G4	G5	G6	Total	Avg	Diff
1.		USA U.S.A. 1	457	382	452	415	421	427	2554	212.83	0
		Dorin-Ballard, Carolyn	210	177	204	189	203	169	1152	192.00	
		Barnes, Lynda	247	205	248	226	218	258	1402	233.67	
2.		MEX Mexico 1	347	399	342	439	392	476	2395	199.58	-159
		Piccini, Teresa	170	192	165	235	195	264	1221	203.50	
		Ramos, Margarita	177	207	177	204	197	212	1174	195.67	
3.		USA U.S.A. 2	387	325	465	409	338	399	2323	193.58	-231
		Hulsenberg, Leanne	191	194	246	237	205	205	1278	213.00	
		Johnson, Tish	196	131	219	172	133	194	1045	174.17	
4.		CAN Canada 1	398	402	389	384	407	336	2316	193.00	-238
		Joubert, France	224	234	179	167	172	172	1148	191.33	
		Friis, Jill	174	168	210	217	235	164	1168	194.67	
5.		SWE Sweden 1	396	362	386	365	374	386	2269	189.08	-285
		Carlsson, Christel	183	177	191	163	178	184	1076	179.33	
		Sulkanen, Lena	213	185	195	202	196	202	1193	198.83	
6.		MEX Mexico 2	372	362	371	410	363	382	2260	188.33	-294
		Ortega, Adriana	179	158	192	199	172	214	1114	185.67	
		Sacre, Fransuesa	193	204	179	211	191	168	1146	191.00	
7.		FRA France 2	396	340	383	379	407	353	2258	188.17	-296
		Faure, Jacqueline	192	192	183	204	202	208	1181	196.83	
		Robert, Nadine	204	148	200	175	205	145	1077	179.50	
8.		FIN Finland 2	403	363	337	408	364	372	2247	187.25	-307
		Tamminen, Tuula	181	173	159	197	182	201	1093	182.17	
		Lundén, Reija	222	190	178	211	182	171	1154	192.33	
9.		CAN Canada 2	370	358	423	345	404	334	2234	186.17	-320
		Griffith, Laurie	199	144	221	176	200	147	1087	181.17	
		Tataryn, Sharon	171	214	202	169	204	187	1147	191.17	
10.		COL Colombia 2	392	395	339	362	380	363	2231	185.92	-323
		Galeano, Amanda	193	191	190	190	215	177	1156	192.67	
		Arango, Gloria	199	204	149	172	165	186	1075	179.17	
11.		ITA Italy 1	377	406	386	314	423	325	2231	185.92	-323
		Morra, Alessandra	199	213	224	152	178	166	1132	188.67	
		Buzzelli, Daniela	178	193	162	162	245	159	1099	183.17	
12.		AUS Australia 1	348	369	351	401	393	364	2226	185.50	-328
		Flynn, Robyn	201	132	174	180	202	174	1063	177.17	
		Harrison, Julie	147	237	177	221	191	190	1163	193.83	
13.		JPN Japan 2	359	392	357	345	423	343	2219	184.92	-335
		Toriyabe, Eiko	169	179	171	150	187	176	1032	172.00	
		Yoshida, Yumiko	190	213	186	195	236	167	1187	197.83	
14.		AUS Australia 2	395	369	366	363	335	390	2218	184.83	-336
		Baker, Jeanette	207	182	175	152	176	180	1072	178.67	
		Baker, Janet	188	187	191	211	159	210	1146	191.00	

15.		FIN	Finland 1	392 376 367 319 392 366	2212	184.33	-342
			Anttas, Jaana	208 183 182 144 183 182	1082	180.33	
			Jokiniemi, Leena	184 193 185 175 209 184	1130	188.33	
16.		CZE	Czech Republic 1	374 346 358 382 381 360	2201	183.42	-353
			Lébrová, Jana	182 197 178 191 178 213	1139	189.83	
			Hanušová, Dana	192 149 180 191 203 147	1062	177.00	
17.		CZE	Czech Republic 2	332 355 333 362 435 372	2189	182.42	-365
			Hanusíková, Blanka	165 165 213 171 200 157	1071	178.50	
			Nováková, Miluše	167 190 120 191 235 215	1118	186.33	
18.		GER	Germany 2	411 359 304 321 379 408	2182	181.83	-372
			Völkl-Brand, Bianca	216 191 157 161 178 234	1137	189.50	
			Börding, Petra	195 168 147 160 201 174	1045	174.17	
19.		GER	Germany 1	353 373 293 347 369 440	2175	181.25	-379
			Kolbenschlag, Martina	184 203 187 180 199 247	1200	200.00	
			Neubüeser, Kerstin	169 170 106 167 170 193	975	162.50	
20.		BRA	Brazil 1	343 348 379 365 371 353	2159	179.92	-395
			Castro, Lea	174 193 179 203 206 185	1140	190.00	
			Vieira, Lucia	169 155 200 162 165 168	1019	169.83	
21.		ENG	England 1	342 336 438 321 352 367	2156	179.67	-398
			Wills, Catherine	183 156 221 165 158 178	1061	176.83	
			Brown, Angie	159 180 217 156 194 189	1095	182.50	
22.		NOR	Norway 1	341 360 318 360 358 417	2154	179.50	-400
			Monsen, Janne	169 200 169 184 202 234	1158	193.00	
			Kleiven, Mariann	172 160 149 176 156 183	996	166.00	
23.		ENG	England 2	314 360 361 350 422 344	2151	179.25	-403
			Hodge, Jan	156 174 188 160 235 159	1072	178.67	
			Boswell, Sandra	158 186 173 190 187 185	1079	179.83	
24.		COL	Colombia 1	374 376 370 391 334 303	2148	179.00	-406
			Vasquez, Ruth	197 195 190 201 178 152	1113	185.50	
			Trujillo, Martha	177 181 180 190 156 151	1035	172.50	
25.		RUS	Russia 1	394 329 349 320 385 368	2145	178.75	-409
			Sukhanova, Galina	181 168 179 157 183 200	1068	178.00	
			Kravchenko, Marina	213 161 170 163 202 168	1077	179.50	
26.		LTU	Lithuania 1	354 326 370 339 328 403	2120	176.67	-434
			Seleniene, Daiva	167 168 171 159 165 169	999	166.50	
			Palaimaite, Jurate	187 158 199 180 163 234	1121	186.83	
27.		ISR	Israel 2	378 347 396 352 303 340	2116	176.33	-438
			Cohen Matza, Eti	164 155 161 138 129 156	903	150.50	
			Aviram Harlap, Sara	214 192 235 214 174 184	1213	202.17	
28.		SWE	Sweden 2	394 358 341 332 420 271	2116	176.33	-438
			Nordenson, Kristina	185 170 165 164 208 135	1027	171.17	
			Olsson, Susanne	209 188 176 168 212 136	1089	181.50	
29.		NZL	New Zealand 1	317 331 349 351 395 363	2106	175.50	-448
			Churchill, Lynnaire	157 168 177 155 192 160	1009	168.17	
			Burns, Cushla	160 163 172 196 203 203	1097	182.83	



30.		NOR	Norway 2	287 308 343 352 394 392	2076	173.00	-478
			Jensen, Roshild	165 148 180 189 189 185	1056	176.00	
			Berge, Sylvi B	122 160 163 163 205 207	1020	170.00	
31.		SUI	Switzerland 2	371 348 318 331 334 351	2053	171.08	-501
			Leutwiler, Sabine	186 168 168 173 176 173	1044	174.00	
			Doppler, Ruth	185 180 150 158 158 178	1009	168.17	
32.		NED	Netherlands 2	366 321 330 390 332 312	2051	170.92	-503
			Homan-Zorge, Andrea	168 188 175 195 177 157	1060	176.67	
			Pascoal-Blom, Farida	198 133 155 195 155 155	991	165.17	
33.		RUS	Russia 2	328 362 293 373 372 321	2049	170.75	-505
			Krivorotova, Ellana	143 195 123 197 179 160	997	166.17	
			Stashchenko, Larisa	185 167 170 176 193 161	1052	175.33	
34.		NED	Netherlands 1	369 340 292 357 351 335	2044	170.33	-510
			Gruijthuijsen - de Graaf, Helma	211 180 161 176 192 183	1103	183.83	
			Timisela, Cory	158 160 131 181 159 152	941	156.83	
35.		RSA	South Africa 1	386 320 355 291 385 301	2038	169.83	-516
			Dos Santos, Susan	231 162 159 144 188 167	1051	175.17	
			Wilford, Barbara	155 158 196 147 197 134	987	164.50	
36.		JPN	Japan 1	332 310 315 362 349 358	2026	168.83	-528
			Miyakura, Yuko	173 141 146 186 156 157	959	159.83	
			Yanagawa, Honami	159 169 169 176 193 201	1067	177.83	
37.		LTU	Lithuania 2	372 327 308 315 344 359	2025	168.75	-529
			Kuliaviene, Violeta	170 170 146 155 169 159	969	161.50	
			Anuziene, Leta	202 157 162 160 175 200	1056	176.00	
38.		AUT	Austria 1	286 367 347 370 328 320	2018	168.17	-536
			Gablek, Christine	129 172 157 189 170 154	971	161.83	
			Spitzmüller, Wilhelmine	157 195 190 181 158 166	1047	174.50	
39.		FRA	France 1	351 385 320 291 343 321	2011	167.58	-543
			Goron, Nadia	169 204 143 145 160 185	1006	167.67	
			Jacques, Pepita	182 181 177 146 183 136	1005	167.50	
40.		BAH	Bahamas 1	317 350 318 368 307 345	2005	167.08	-549
			Lockhart, Jonice	154 195 158 189 150 142	988	164.67	
			McClain, Marina	163 155 160 179 157 203	1017	169.50	
41.		PUR	Puerto Rico 1	252 338 337 316 385 339	1967	163.92	-587
			Nazario, Galen	127 156 165 167 215 182	1012	168.67	
			Perez, Miriam	125 182 172 149 170 157	955	159.17	
42.		NZL	New Zealand 2	295 339 325 350 360 283	1952	162.67	-602
			Swain, Annabelle	163 162 172 184 158 152	991	165.17	
			Watkins, Robyn	132 177 153 166 202 131	961	160.17	
43.		IRL	Ireland 1	315 271 347 323 376 316	1948	162.33	-606
			Kestell, Dymphna	148 136 193 144 202 165	988	164.67	
			Heffernan, Mary	167 135 154 179 174 151	960	160.00	

44.		AUT	Austria 2	310 321 311 307 352 333	1934	161.17	-620
			Wühl, Lieselotte	168 185 174 152 170 190	1039	173.17	
			Fiala, Christine	142 136 137 155 182 143	895	149.17	
45.		IRL	Ireland 2	342 311 316 330 311 306	1916	159.67	-638
			Cloake, Roisin	166 161 176 170 146 125	944	157.33	
			Holmes, Patricia	176 150 140 160 165 181	972	162.00	
46.		WAL	Wales 1	272 344 283 349 321 339	1908	159.00	-646
			Rogers, Kay	125 163 141 156 154 156	895	149.17	
			Walker, Lynne	147 181 142 193 167 183	1013	168.83	
47.		RSA	South Africa 2	318 304 330 303 352 290	1897	158.08	-657
			Sham, Val	162 167 178 156 176 158	997	166.17	
			Fowler, Debbi	156 137 152 147 176 132	900	150.00	
48.		HUN	Hungary 1	341 304 297 334 259 355	1890	157.50	-664
			Hossone Beres, Eva	167 160 134 169 126 185	941	156.83	
			Kapronczayne Karadi, Magdolna	174 144 163 165 133 170	949	158.17	
49.		SUI	Switzerland 1	338 308 311 290 309 319	1875	156.25	-679
			Pari, Françoise	145 154 160 151 168 146	924	154.00	
			Vergère, Patricia	193 154 151 139 141 173	951	158.50	
50.		WAL	Wales 2	315 319 329 328 312 264	1867	155.58	-687
			Cooke, Hilary	132 149 158 127 161 107	834	139.00	
			McDonald, Pauline	183 170 171 201 151 157	1033	172.17	
51.		SCO	Scotland 1	305 259 295 351 325 307	1842	153.50	-712
			Gove, Elizabeth	165 136 166 180 168 147	962	160.33	
			Bogie, Alice	140 123 129 171 157 160	880	146.67	
52.		ISR	Israel 1	275 318 297 317 313 318	1838	153.17	-716
			Duanis, Hana	146 170 156 155 146 173	946	157.67	
			Gur, Ziva	129 148 141 162 167 145	892	148.67	



Players from make up teams

Country	Player	G1	G2	G3	G4	G5	G6	Total	Avg
	Harts, Paula	150	136	153	148	134	149	870	145.00
	Miranda, Carolina	167	124	168	194	160	151	964	160.67
	Toth, Agnes	159	155	154	190	142	144	944	157.33
	Le Louarn, Sharon	190	134	145	135	143	122	869	144.83
	López, Susana	140	116	161	135	164	141	857	142.83
	Rae, Margaret	189	160	155	156	148	143	951	158.50

Doubles Men Final

Place	Country	Team	Player	G1	Total	Avg	Diff
1.		USA	U.S.A. 1	Bohn III, Parker	233	233	233.00
				Learn Jr, Bob	206	206	206.00
				439	439	219.50	0
2.		USA	U.S.A. 2	Mohr, Ron	193	193	193.00
				Boresch, Lennie	234	234	234.00
				427	427	213.50	-12














Doubles Men Semi Final 1















Place	Country	Team	Player	G1	Total	Avg	Diff
1.		USA	U.S.A. 1	Bohn III, Parker	173	173	173.00
				Learn Jr, Bob	222	222	222.00
				395	395	197.50	0
2.		CAN	Canada 2	Lafleur, Richard	177	177	177.00
				Ciach, Joe	157	157	157.00
				334	334	167.00	-61















Doubles Men Semi Final 2

Place	Country	Team	Player	G1	Total	Avg	Diff
1.		USA	U.S.A. 2	Mohr, Ron	200	200	200.00
				Boresch, Lennie	202	202	202.00
				402	402	201.00	0
2.		AUS	Australia 1	Cummings, Shaun	182	182	182.00
				Frawley, Andrew	139	139	139.00
				321	321	160.50	-81















Qualification Results for Doubles - Men












Place	Country	Team	G1	G2	G3	G4	G5	G6	Total	Avg	Diff	Roll-off
1.		USA U.S.A. 1	423	414	436	475	377	394	2519	209.92	0	
		Bohn III, Parker	217	220	204	220	175	190	1226	204.33		
		Learn Jr, Bob	206	194	232	255	202	204	1293	215.50		
2.		AUS Australia 1	444	393	481	446	363	365	2492	207.67	-27	
		Cummins, Shaun	211	188	237	224	151	192	1203	200.50		
		Frawley, Andrew	233	205	244	222	212	173	1289	214.83		
3.		USA U.S.A. 2	378	412	418	470	374	438	2490	207.50	-29	
		Mohr, Ron	223	201	219	269	223	222	1357	226.17		
		Boresch, Lennie	155	211	199	201	151	216	1133	188.83		
4.		CAN Canada 2	401	437	416	368	419	447	2488	207.33	-31	
		Lafleur, Richard	231	243	203	175	216	221	1289	214.83		
		Ciach, Joe	170	194	213	193	203	226	1199	199.83		
5.		NED Netherlands 1	475	389	427	382	388	396	2457	204.75	-62	
		Van den Bogaard, Ron	258	213	191	192	190	158	1202	200.33		
		Thienpondt, Nico	217	176	236	190	198	238	1255	209.17		
6.		ITA Italy 2	449	393	339	444	387	432	2444	203.67	-75	
		Reviglio, Marco	226	208	183	221	200	235	1273	212.17		
		Spada, Amedeo	223	185	156	223	187	197	1171	195.17		
7.		BEL Belgium 2	427	429	378	469	381	353	2437	203.08	-82	
		Laermans, Jurgen	172	219	171	225	178	162	1127	187.83		
		Franceus, Marc	255	210	207	244	203	191	1310	218.33		
8.		MEX Mexico 2	385	426	399	377	410	405	2402	200.17	-117	
		Denot, Carlos	181	168	198	195	202	200	1144	190.67		
		Garcia, Mario	204	258	201	182	208	205	1258	209.67		
9.		MEX Mexico 1	340	471	352	392	362	480	2397	199.75	-122	
		Falconi, Daniel	177	278	204	193	177	248	1277	212.83		
		Gutierrez, Jesus	163	193	148	199	185	232	1120	186.67		
10.		SWE Sweden 2	393	353	384	384	400	477	2391	199.25	-128	
		Yngström, Stefan	225	193	195	224	206	222	1265	210.83		
		Pettersson, Christer	168	160	189	160	194	255	1126	187.67		
11.		SWE Sweden 1	409	361	371	425	406	403	2375	197.92	-144	
		Åberg, Johan	195	182	201	222	209	186	1195	199.17		
		Danielsson, Christer	214	179	170	203	197	217	1180	196.67		
12.		FRA France 2	399	354	349	460	417	394	2373	197.75	-146	
		Mochon, Patrick	186	193	158	265	226	192	1220	203.33		
		Augustin, Yvan	213	161	191	195	191	202	1153	192.17		
13.		JPN Japan 1	369	448	366	336	409	440	2368	197.33	-151	
		Maeda, Tomokazu	196	259	174	175	183	220	1207	201.17		
		Harimoto, Yusuke	173	189	192	161	226	220	1161	193.50		

14.		ESP	Spain 1	361 375 475 424 340 382 2357	196.42	-162
			Castillo, Samuel	166 188 209 243 177 192 1175	195.83	
			Martinez, Manuel	195 187 266 181 163 190 1182	197.00	
15.		NOR	Norway 2	369 394 387 408 420 379 2357	196.42	-162
			Hansen, Jan-Egil	200 221 211 188 254 213 1287	214.50	
			Almestrand, Runar	169 173 176 220 166 166 1070	178.33	
16.		KSA	Saudi Arabia 1	389 362 405 396 386 408 2346	195.50	-173
			Alqahtani, Abdullah	184 175 202 200 194 212 1167	194.50	
			Alqahtani, Moued	205 187 203 196 192 196 1179	196.50	
17.		ITA	Italy 1	411 325 386 410 412 395 2339	194.92	-180
			Isoppo, Massimo	208 160 191 203 215 213 1190	198.33	
			Celli, Maurizio	203 165 195 207 197 182 1149	191.50	
18.		ISR	Israel 2	371 412 392 449 344 366 2334	194.50	-185
			Ellatif, Mahamid Abed	190 171 209 267 163 189 1189	198.17	
			Dekel, Izhak	181 241 183 182 181 177 1145	190.83	
19.		AUT	Austria 1	357 359 397 372 445 400 2330	194.17	-189
			Haim-Geist, Andreas	158 192 221 157 213 195 1136	189.33	
			Panzenböck, Manfred	199 167 176 215 232 205 1194	199.00	
20.		FIN	Finland 1	401 353 423 394 397 354 2322	193.50	-197
			Aikioniemi, Jari	221 171 215 203 191 178 1179	196.50	
			Raatikainen, Teemu	180 182 208 191 206 176 1143	190.50	
21.		NED	Netherlands 2	451 371 380 357 370 387 2316	193.00	-203
			Edelaar, Jack	237 151 188 192 198 201 1167	194.50	
			Van der Veen, Wim	214 220 192 165 172 186 1149	191.50	
22.		SCO	Scotland 1	305 344 388 395 407 467 2306	192.17	-213
			Keddie, Alan	122 158 216 196 204 233 1129	188.17	
			Gillespie, Andrew	183 186 172 199 203 234 1177	196.17	
23.		ENG	England 1	373 354 399 413 358 407 2304	192.00	-215
			Baker, Gary	212 176 205 213 182 195 1183	197.17	
			Humphries, Gordon	161 178 194 200 176 212 1121	186.83	
24.		GER	Germany 1	390 365 403 370 366 396 2290	190.83	-229
			Ohlrogge, Holger	185 205 200 189 185 182 1146	191.00	
			Vetter, Robert	205 160 203 181 181 214 1144	190.67	
25.		WAL	Wales 2	378 328 397 401 401 385 2290	190.83	-229
			Williams, Stephen	200 181 194 203 208 171 1157	192.83	
			Gibson, Kevin	178 147 203 198 193 214 1133	188.83	
26.		BEL	Belgium 1	398 389 339 369 405 384 2284	190.33	-235
			Pellegroms, Herman	203 181 157 189 178 203 1111	185.17	
			Van Vaerenbergh, Philippe	195 208 182 180 227 181 1173	195.50	
27.		FRA	France 1	374 354 390 375 374 416 2283	190.25	-236
			Strobbe, Yves	178 191 209 181 183 225 1167	194.50	
			Berthomiere, Patrick	196 163 181 194 191 191 1116	186.00	

28.		ESP	Spain 2	374 398 372 371 376 391	2282	190.17	-237
			Marian, Juan	176 187 181 206 172 182	1104	184.00	
			Estevez, Jose	198 211 191 165 204 209	1178	196.33	
29.		IRL	Ireland 1	348 406 329 393 384 413	2273	189.42	-246
			Storan, Haulie	199 223 165 225 181 193	1186	197.67	
			Dunne, Paddy	149 183 164 168 203 220	1087	181.17	
30.		GER	Germany 2	372 374 367 391 395 374	2273	189.42	-246
			Wimmer, Hermann	204 184 208 155 179 183	1113	185.50	
			Preuss, Jürgen	168 190 159 236 216 191	1160	193.33	
31.		VEN	Venezuela 1	434 362 400 390 359 321	2266	188.83	-253
			Gomez, Ricardo	233 208 184 191 168 167	1151	191.83	
			Hernandez, Arturo	201 154 216 199 191 154	1115	185.83	
32.		RUS	Russia 2	331 353 424 426 372 344	2250	187.50	-269
			Vasilchenko, Sergey	168 184 211 188 203 157	1111	185.17	
			Gorodnichii, Igor	163 169 213 238 169 187	1139	189.83	
33.		PUR	Puerto Rico 1	366 383 343 390 415 347	2244	187.00	-275
			Santa, Antonio	204 205 172 212 201 175	1169	194.83	
			Almendro, Jaime	162 178 171 178 214 172	1075	179.17	
34.		SUI	Switzerland 2	349 432 372 391 364 333	2241	186.75	-278
			Schütz, Johannes	215 238 219 170 182 160	1184	197.33	
			Thamberger, Roland	134 194 153 221 182 173	1057	176.17	
35.		CZE	Czech Republic 1	416 362 353 365 366 377	2239	186.58	-280
			Hindrák, Jiri	223 185 185 178 181 182	1134	189.00	
			Kala, Rostislav	193 177 168 187 185 195	1105	184.17	
36.		UKR	Ukraine 1	380 391 357 405 349 355	2237	186.42	-282
			Oseredko, Viacheslav	166 199 182 188 159 200	1094	182.33	
			Savchuk, Oleksandr	214 192 175 217 190 155	1143	190.50	
37.		BLR	Belarus 2	338 357 364 413 376 378	2226	185.50	-293
			Sobolev, Pavel	166 191 212 235 176 204	1184	197.33	
			Sytchev, Viktor	172 166 152 178 200 174	1042	173.67	
38.		BAH	Bahamas 1	430 347 342 399 353 354	2225	185.42	-294
			Taylor, Gregory	215 151 188 200 165 180	1099	183.17	
			Lockhart, Sonith	215 196 154 199 188 174	1126	187.67	
39.		SLO	Slovenia 2	388 383 349 335 409 358	2222	185.17	-297
			Frajzman, Marjan	187 199 186 171 206 190	1139	189.83	
			Tepeh, Davorin	201 184 163 164 203 168	1083	180.50	
40.		JPN	Japan 2	364 435 333 285 401 394	2212	184.33	-307
			Matsui, Masanobu	203 246 162 139 170 206	1126	187.67	
			Iwai, Chikataka	161 189 171 146 231 188	1086	181.00	
41.		RUS	Russia 1	340 375 433 370 360 334	2212	184.33	-307
			Pashkovskii, Aleksandr	192 195 198 203 158 154	1100	183.33	
			Evdokimov, Sergey	148 180 235 167 202 180	1112	185.33	

42.		MLT	Malta 2	309 376 364 386 344 430 2209	184.08	-310
			Tolu, Giancarlo	131 182 192 208 135 204 1052	175.33	
			Mercieca, Dennis	178 194 172 178 209 226 1157	192.83	
43.		BRA	Brazil 2	319 396 383 335 395 381 2209	184.08	-310
			Braga, Luiz	158 192 202 163 207 192 1114	185.67	
			Vieira, Márcio	161 204 181 172 188 189 1095	182.50	
44.		FIN	Finland 2	339 357 358 407 385 363 2209	184.08	-310
			Luoto, Sami	149 182 148 199 179 182 1039	173.17	
			Halme, Ari	190 175 210 208 206 181 1170	195.00	
45.		CAN	Canada 1	379 326 436 330 368 368 2207	183.92	-312
			Casey, Conn	212 159 225 166 199 166 1127	187.83	
			Phillips, Fred	167 167 211 164 169 202 1080	180.00	
46.		MLT	Malta 1	310 341 392 383 370 403 2199	183.25	-320
			Baldacchino, Paul	147 174 164 202 199 200 1086	181.00	
			Spiteri, Mark	163 167 228 181 171 203 1113	185.50	
47.		ENG	England 2	386 356 322 362 406 362 2194	182.83	-325
			Ellis, Lol	166 178 166 184 194 193 1081	180.17	
			Hodge, Keith	220 178 156 178 212 169 1113	185.50	
48.		BLR	Belarus 1	361 350 326 404 383 363 2187	182.25	-332
			Paliak, Aliksandr	176 156 167 210 179 196 1084	180.67	
			Dyakov, Olexandr	185 194 159 194 204 167 1103	183.83	
49.		KSA	Saudi Arabia 2	332 409 386 426 306 321 2180	181.67	-339
			Alaslani, Majid	183 209 196 202 132 156 1078	179.67	
			Alizani, Obaid	149 200 190 224 174 165 1102	183.67	
50.		DOM	Dominican Republic 1	381 395 360 366 348 329 2179	181.58	-340
			Richards, Victor	173 223 193 196 158 196 1139	189.83	
			Castro, Domingo	208 172 167 170 190 133 1040	173.33	
51.		AUS	Australia 2	351 385 322 343 357 419 2177	181.42	-342
			Johnson, William	183 185 167 192 175 227 1129	188.17	
			Kennedy, Michael	168 200 155 151 182 192 1048	174.67	
52.		POL	Poland 1	355 386 354 370 377 334 2176	181.33	-343
			Martin, Adam	185 193 170 177 230 158 1113	185.50	
			Linke, Andrzej	170 193 184 193 147 176 1063	177.17	
53.		NZL	New Zealand 1	388 329 428 371 351 305 2172	181.00	-347
			Nicolas, Gregorio	196 160 234 184 182 169 1125	187.50	
			Non, Rev	192 169 194 187 169 136 1047	174.50	
54.		BRA	Brazil 1	351 349 393 363 349 361 2166	180.50	-353
			Carvalho, Eugênio	176 153 193 203 159 163 1047	174.50	
			Sales, Jamil	175 196 200 160 190 198 1119	186.50	
55.		WAL	Wales 1	312 392 333 421 322 368 2148	179.00	-371
			Roberts, Gareth	180 224 186 223 158 166 1137	189.50	
			Dalton, Graham	132 168 147 198 164 202 1011	168.50	



56.		ISL	Iceland 1	355 423 333 335 357 343	2146	178.83	-373
			Sigurðsson, Björn	180 232 154 182 197 174	1119	186.50	
			Sigurðsson, Guðmundur	175 191 179 153 160 169	1027	171.17	
57.		COL	Colombia 1	424 365 350 319 325 358	2141	178.42	-378
			Patino, Carlos	191 173 180 167 165 183	1059	176.50	
			Gualdron, Jhimy	233 192 170 152 160 175	1082	180.33	
58.		COL	Colombia 2	363 368 369 376 339 320	2135	177.92	-384
			Ruiz, Nicolas	182 201 151 186 162 166	1048	174.67	
			Soto, Julio	181 167 218 190 177 154	1087	181.17	
59.		UKR	Ukraine 2	327 415 365 390 307 330	2134	177.83	-385
			Grynyk, Iurii	151 234 193 217 169 176	1140	190.00	
			Bondar, Valeriy	176 181 172 173 138 154	994	165.67	
60.		ISR	Israel 1	363 331 368 336 381 340	2119	176.58	-400
			Ohayon, Shlomo	188 181 194 154 209 157	1083	180.50	
			Hanaor, Noam	175 150 174 182 172 183	1036	172.67	
61.		CZE	Czech Republic 2	361 363 368 347 327 343	2109	175.75	-410
			Fleischmann, Jan	189 184 174 178 134 193	1052	175.33	
			Vrážel, Jiri	172 179 194 169 193 150	1057	176.17	
62.		DOM	Dominican Republic 2	362 356 343 333 353 358	2105	175.42	-414
			Sebelen, Rolando	171 178 182 180 166 206	1083	180.50	
			Nuñez, Hilton	191 178 161 153 187 152	1022	170.33	
63.		AUT	Austria 2	355 339 319 371 335 383	2102	175.17	-417
			Astl, Helmut	205 174 157 179 180 181	1076	179.33	
			Treitler, Walter	150 165 162 192 155 202	1026	171.00	
64.		SCO	Scotland 2	331 349 350 360 350 360	2100	175.00	-419
			Gill, William	173 156 176 197 159 193	1054	175.67	
			Matthews, Bernard	158 193 174 163 191 167	1046	174.33	
65.		LTU	Lithuania 2	366 312 347 379 322 368	2094	174.50	-425
			Muraviov, Timofej	188 163 195 190 168 165	1069	178.17	
			Siauciulis, Vytautas	178 149 152 189 154 203	1025	170.83	
66.		SUI	Switzerland 1	369 353 314 348 318 391	2093	174.42	-426
			Läng, Urs	165 171 157 188 157 206	1044	174.00	
			Bösigger, Andreas	204 182 157 160 161 185	1049	174.83	
67.		LTU	Lithuania 1	333 384 322 321 384 342	2086	173.83	-433
			Dinius, Laimontas	147 193 157 194 223 159	1073	178.83	
			Daubaras, Rimantas	186 191 165 127 161 183	1013	168.83	
68.		HUN	Hungary 1	346 393 302 344 342 349	2076	173.00	-443
			Paal, Laszlo	156 190 145 162 164 188	1005	167.50	
			Bodis, György	190 203 157 182 178 161	1071	178.50	
69.		POL	Poland 2	382 332 346 364 322 329	2075	172.92	-444
			Asajewicz, Aleksej	198 172 170 173 188 178	1079	179.83	
			Meronk, Andrzej	184 160 176 191 134 151	996	166.00	

70.		VEN	Venezuela 2	341 331 388 326 331 332 2049	170.75	-470
			Cegarra, Jorge	131 164 186 161 169 146	957	159.50
			Varela, Miguel	210 167 202 165 162 186	1092	182.00
71.		NOR	Norway 1	293 361 357 381 310 333 2035	169.58	-484
			Osgjelten, Ove	137 176 175 180 149 177	994	165.67
			Romskaug, Pål S	156 185 182 201 161 156	1041	173.50
72.		NZL	New Zealand 2	319 360 322 323 376 330 2030	169.17	-489
			Penny, Stephen	156 171 168 151 220 155	1021	170.17
			Swain, Tim	163 189 154 172 156 175	1009	168.17
73.		SVK	Slovakia 1	329 301 308 361 342 379 2020	168.33	-499
			Debnar, Jan	168 168 173 189 150 211	1059	176.50
			Trnka, Frantisek	161 133 135 172 192 168	961	160.17
74.		PUR	Puerto Rico 2	386 271 349 346 330 315 1997	166.42	-522
			Velez, Antonio	170 151 158 128 130 116	853	142.17
			Rivera, Georgie	216 120 191 218 200 199	1144	190.67
75.		RSA	South Africa 2	308 328 294 381 360 313 1984	165.33	-535
			Connor, Les	133 173 161 144 200 163	974	162.33
			Sham, Tony	175 155 133 237 160 150	1010	168.33
76.		SVK	Slovakia 2	298 333 321 380 336 291 1959	163.25	-560
			Suvak, Jozef	166 155 146 190 153 133	943	157.17
			Spindor, Viktor	132 178 175 190 183 158	1016	169.33
77.		RSA	South Africa 1	353 288 298 353 294 362 1948	162.33	-571
			Sewchuran, Anil	182 136 148 199 158 168	991	165.17
			Drewnicki, Eddie	171 152 150 154 136 194	957	159.50
78.		SLO	Slovenia 1	289 336 341 348 317 305 1936	161.33	-583
			Borovnik, Franci	134 144 179 200 152 146	955	159.17
			Mulej, Zdravko	155 192 162 148 165 159	981	163.50
79.		BAH	Bahamas 2	304 303 313 311 312 324 1867	155.58	-652
			Johnson, Charles	169 158 168 160 150 170	975	162.50
			McDonald, Barrette	135 145 145 151 162 154	892	148.67
80.		HUN	Hungary 2	209 224 215 176 174 161 1159	96.58	-1360
			Lelovics, Zoltan	209 224 215 176 174 161	1159	193.17



Players from make up teams

Country	Player	G1	G2	G3	G4	G5	G6	Total	Avg
	Mulcahy, Michael	188	147	137	132	178	162	944	157.33
	Le Louarn, Paul	170	179	169	172	156	145	991	165.17
	Martin, Gonzalo	182	136	136	158	137	162	911	151.83



Team of Four Women Final – Bakers (best of 3 games)

Country	Team	G1	G2	G3	Won matches		
	CAN	Canada 1	191	169		0	
		Griffith, Laurie					
		Joubert, France					
		Tataryn, Sharon					
		Friis, Jill					
	USA	U.S.A. 1	235	199		2	WINNER
		Dorin-Ballard, Carolyn					
		Hulsenberg, Leanne					
		Johnson, Tish					
		Barnes, Lynda					









Team of Four Women Semi Final 1 – Bakers (best of 3 games)

Country	Team	G1	G2	G3	Won matches		
	JPN	Japan 1	179	158		0	
		Toriyabe, Eiko					
		Yanagawa, Honami					
		Yoshida, Yumiko					
		Miyakura, Yuko					
	USA	U.S.A. 1	232	222		2	
		Dorin-Ballard, Carolyn					
		Hulsenberg, Leanne					
		Johnson, Tish					
		Barnes, Lynda					








Team of Four Women Semi Final 2 – Bakers (best of 3 games)

Country	Team	G1	G2	G3	Won matches		
	CAN	Canada 1	162	154	202	2	
		Griffith, Laurie					
		Joubert, France					
		Tataryn, Sharon					
		Friis, Jill					
	SWE	Sweden 1	181	145	184	1	
		Nordenson, Kristina					
		Olsson, Susanne					
		Sulkanen, Lena					
		Carlsson, Christel					



















Qualification Results for Team of Four Women

Place	Country	Team	G1	G2	G3	G4	G5	G6	Total	Avg	Diff
1.		USA U.S.A. 1	767	869	853	829	756	843	4917	204.88	0
		Dorin-Ballard, Carolyn	187	236	191	207	167	220	1208	201.33	
		Hulsenberg, Leanne	203	191	255	243	185	217	1294	215.67	
		Barnes, Lynda	181	208	201	181	226	203	1200	200.00	
		Johnson, Tish	196	234	206	198	178	203	1215	202.50	
2.		Sweden 1	865	689	753	793	728	707	4535	188.96	-382
		Olsson, Susanne	174	175	167	235	178	169	1098	183.00	
		Nordenson, Kristina	239	157	205	232	205	171	1209	201.50	
		Carlsson, Christel	205	155	189	173	166	170	1058	176.33	
		Sulkanen, Lena	247	202	192	153	179	197	1170	195.00	
3.		Canada 1	723	799	712	747	727	758	4466	186.08	-451
		Joubert, France	174	200	186	170	166	190	1086	181.00	
		Griffith, Laurie	184	201	183	173	182	211	1134	189.00	
		Tataryn, Sharon	173	229	173	183	187	190	1135	189.17	
		Friis, Jill	192	169	170	221	192	167	1111	185.17	
4.		Japan 1	708	747	690	713	797	744	4399	183.29	-518
		Toriyabe, Eiko	190	185	181	198	182	172	1108	184.67	
		Miyakura, Yuko	168	173	159	147	212	209	1068	178.00	
		Yoshida, Yumiko	194	212	205	198	211	197	1217	202.83	
		Yanagawa, Honami	156	177	145	170	192	166	1006	167.67	
5.		Australia 1	700	710	771	772	709	691	4353	181.38	-564
		Flynn, Robyn	162	163	189	156	181	176	1027	171.17	
		Harrison, Julie	191	180	202	236	193	146	1148	191.33	
		Baker, Janet	165	190	179	203	163	181	1081	180.17	
		Baker, Jeanette	182	177	201	177	172	188	1097	182.83	
6.		Mexico 1	694	781	691	716	759	665	4306	179.42	-611
		Piccini, Teresa	177	202	179	127	224	201	1110	185.00	
		Ortega, Adriana	189	214	187	170	171	160	1091	181.83	
		Sacre, Fransuesa	149	194	183	173	183	137	1019	169.83	
		Ramos, Margarita	179	171	142	246	181	167	1086	181.00	
7.		Norway 1	735	638	752	691	730	717	4263	177.62	-654
		Kleiven, Mariann	146	143	180	180	185	178	1012	168.67	
		Jensen, Roshild	186	178	188	178	197	167	1094	182.33	
		Berge, Sylvi B	180	153	186	150	162	179	1010	168.33	
		Monsen, Janne	223	164	198	183	186	193	1147	191.17	
8.		Germany 1	700	717	656	719	704	735	4231	176.29	-686
		Kolbenschlag, Martina	183	181	174	158	195	211	1102	183.67	
		Völkl-Brand, Bianca	202	186	177	224	174	176	1139	189.83	
		Börding, Petra	176	190	164	177	174	168	1049	174.83	
		Neubüeser, Kerstin	139	160	141	160	161	180	941	156.83	



9.		FIN	Finland 1	693 704 675 692 707 713 4184	174.33	-733
			Jokiniemi, Leena	181 162 159 156 148 204 1010	168.33	
			Anttas, Jaana	159 176 173 152 178 171 1009	168.17	
			Tamminen, Tuula	171 163 164 181 176 174 1029	171.50	
			Lundén, Reija	182 203 179 203 205 164 1136	189.33	
10.		FRA	France 1	712 631 660 705 714 756 4178	174.08	-739
			Faure, Jacqueline	183 159 166 187 171 170 1036	172.67	
			Robert, Nadine	148 137 166 165 209 200 1025	170.83	
			Goron, Nadia	201 153 160 179 162 172 1027	171.17	
			Jacques, Pepita	180 182 168 174 172 214 1090	181.67	
11.		COL	Colombia 1	738 758 672 615 695 699 4177	174.04	-740
			Arango, Gloria	209 199 172 157 195 173 1105	184.17	
			Vasquez, Ruth	192 159 165 132 153 166 967	161.17	
			Trujillo, Martha	183 200 171 153 158 183 1048	174.67	
			Galeano, Amanda	154 200 164 173 189 177 1057	176.17	
12.		LTU	Lithuania 1	683 623 655 730 688 772 4151	172.96	-766
			Palaimaite, Jurate	163 168 200 208 177 159 1075	179.17	
			Seleniene, Daiva	189 170 161 206 178 211 1115	185.83	
			Kuliaviene, Violeta	156 127 143 135 154 220 935	155.83	
			Anuziene, Leta	175 158 151 181 179 182 1026	171.00	
13.		NZL	New Zealand 1	633 675 664 649 698 790 4109	171.21	-808
			Burns, Cushla	161 158 162 180 169 188 1018	169.67	
			Watkins, Robyn	153 154 183 157 167 170 984	164.00	
			Swain, Annabelle	196 187 152 167 194 212 1108	184.67	
			Churchill, Lynnaire	123 176 167 145 168 220 999	166.50	
14.		ENG	England 1	687 632 682 611 768 660 4040	168.33	-877
			Hodge, Jan	169 132 151 171 145 184 952	158.67	
			Boswell, Sandra	160 136 166 149 198 161 970	161.67	
			Wills, Catherine	156 180 187 144 201 146 1014	169.00	
			Brown, Angie	202 184 178 147 224 169 1104	184.00	
15.		CZE	Czech Republic 1	617 661 648 698 702 713 4039	168.29	-878
			Nováková, Miluše	147 146 169 211 175 191 1039	173.17	
			Hanusíková, Blanka	120 144 141 150 143 138 836	139.33	
			Hanušová, Dana	181 151 165 178 157 202 1034	172.33	
			Lébrová, Jana	169 220 173 159 227 182 1130	188.33	
16.		NED	Netherlands 1	617 723 643 768 662 602 4015	167.29	-902
			Gruijthuijsen - de Graaf, Helma	181 178 165 200 163 138 1025	170.83	
			Timisela, Cory	124 178 144 172 158 118 894	149.00	
			Homan-Zorge, Andrea	155 155 177 172 162 164 985	164.17	
			Pascoal-Blom, Farida	157 212 157 224 179 182 1111	185.17	

17.		RUS	Russia 1	638 704 612 651 689 685 3979	165.79	-938
			Stashchenko, Larisa	168 178 145 174 179 180 1024	170.67	
			Krivorotova, Ellana	159 158 168 162 171 162 980	163.33	
			Sukhanova, Galina	160 149 132 161 191 160 953	158.83	
			Kravchenko, Marina	151 219 167 154 148 183 1022	170.33	
18.		WAL	Wales 1	679 627 623 681 657 679 3946	164.42	-971
			Rogers, Kay	180 166 156 148 127 146 923	153.83	
			Cooke, Hilary	135 122 144 161 132 177 871	145.17	
			McDonald, Pauline	182 158 150 191 176 183 1040	173.33	
			Walker, Lynne	182 181 173 181 222 173 1112	185.33	
19.		SUI	Switzerland 1	661 716 652 655 537 665 3886	161.92	-1031
			Leutwiler, Sabine	162 187 188 146 147 207 1037	172.83	
			Verqère, Patricia	139 175 125 161 113 147 860	143.33	
			Pari, Françoise	169 183 168 160 123 138 941	156.83	
			Doppler, Ruth	191 171 171 188 154 173 1048	174.67	
20.		AUT	Austria 1	604 682 644 668 559 676 3833	159.71	-1084
			Wühl, Lieselotte	159 197 173 170 116 163 978	163.00	
			Fiala, Christine	130 158 153 174 122 169 906	151.00	
			Gablek, Christine	145 124 163 159 142 167 900	150.00	
			Spitzmüller, Wilhelmine	170 203 155 165 179 177 1049	174.83	
21.		RSA	South Africa 1	603 650 584 617 706 617 3777	157.38	-1140
			Dos Santos, Susan	139 157 163 180 157 170 966	161.00	
			Wilford, Barbara	150 172 158 150 194 150 974	162.33	
			Sham, Val	174 149 111 137 171 152 894	149.00	
			Fowler, Debbi	140 172 152 150 184 145 943	157.17	
22.		IRL	Ireland 1	630 626 613 605 627 649 3750	156.25	-1167
			Holmes, Patricia	167 174 187 131 175 142 976	162.67	
			Heffernan, Mary	177 120 148 145 168 162 920	153.33	
			Cloake, Roisin	166 148 140 173 133 161 921	153.50	
			Kestell, Dymphna	120 184 138 156 151 184 933	155.50	
23.		ISR	Israel 1	528 597 595 635 620 647 3622	150.92	-1295
			Aviram Harlap, Sara	154 162 141 148 175 191 971	161.83	
			Gur, Ziva	112 113 129 155 165 163 837	139.50	
			Cohen Matza, Eti	105 161 164 166 155 139 890	148.33	
			Duanis, Hana	157 161 161 166 125 154 924	154.00	

Players from make up teams

Country	Player	G1	G2	G3	G4	G5	G6	Total	Avg
 BAH	Harts, Paula	133	132	136	140	123	109	773	128.83
 BAH	Lockhart, Jonice	171	180	128	193	150	168	990	165.00
 BAH	McClain, Marina	190	156	168	177	155	178	1024	170.67
 BOL	Miranda, Carolina	115	182	164	144	164	158	927	154.50
 BRA	Castro, Lea	154	168	175	173	183	174	1027	171.17
 BRA	Vieira, Lucia	180	235	170	153	179	161	1078	179.67
 HUN	Hossone Beres, Eva	111	132	150	179	182	129	883	147.17
 HUN	Kapronczayne Karadi, Magdolna	149	157	160	133	157	210	966	161.00
 HUN	Toth, Agnes	146	119	182	163	122	153	885	147.50
 ITA	Buzzelli, Daniela	149	150	194	192	183	191	1059	176.50
 ITA	Morra, Alessandra	192	166	186	231	187	216	1178	196.33
 JEY	Le Louarn, Sharon	137	164	136	155	131	131	854	142.33
 PAR	López, Susana	159	141	132	134	177	153	896	149.33
 PUR	Nazario, Galen	183	132	210	177	166	132	1000	166.67
 PUR	Perez, Miriam	155	165	150	133	152	185	940	156.67
 SCO	Bogie, Alice	130	134	153	171	156	128	872	145.33
 SCO	Gove, Elizabeth	112	130	186	133	125	156	842	140.33
 SCO	Rae, Margaret	158	126	127	138	150	145	844	140.67


Team of Four Men Final – Bakers (best of 3 games)

Country	Team	G1	G2	G3	Won matches
	MEX	Mexico 1	194	176	0
		Falconi, Daniel			
		Garcia, Mario			
		Gutierrez, Jesus			
		Denot, Carlos			
	USA	U.S.A. 1	212	212	2 WINNER
		Boesch, Lennie			
		Learn Jr, Bob			
		Mohr, Ron			
		Bohn III, Parker			









Team of Four Men Semi Final 1 – Bakers (best of 3 games)

Country	Team	G1	G2	G3	Won matches
	CAN	Canada 1	197	196 194	1
		Casey, Conn			
		Ciach, Joe			
		Lafleur, Richard			
		Phillips, Fred			
	USA	U.S.A. 1	187	214 239	2
		Bohn III, Parker			
		Learn Jr, Bob			
		Mohr, Ron			
		Boesch, Lennie			








Team of Four Men Semi Final 2 – Bakers (best of 3 games)








Country	Team	G1	G2	G3	Won matches
	FIN	Finland 1	143	199	0
		Halme, Ari			
		Luoto, Sami			
		Raatikainen, Teemu			
		Aikioniemi, Jari			
	MEX	Mexico 1	214	206	2
		Denot, Carlos			
		Garcia, Mario			
		Gutierrez, Jesus			
		Falconi, Daniel			








Qualification Results for Team of Four - Men

Place	Country	Team	G1	G2	G3	G4	G5	G6	Total	Avg	Diff
1.	 USA	U.S.A. 1	856	849	728	859	753	800	4845	201.88	0
		Boresch, Lennie	240	212	159	181	168	180	1140	190.00	
		Mohr, Ron	181	221	187	236	205	182	1212	202.00	
		Learn Jr, Bob	234	191	206	226	224	205	1286	214.33	
		Bohn III, Parker	201	225	176	216	156	233	1207	201.17	
2.	 FIN	Finland 1	741	866	744	815	799	838	4803	200.12	-42
		Aikioniemi, Jari	183	174	152	189	185	184	1067	177.83	
		Luoto, Sami	192	224	191	189	169	209	1174	195.67	
		Halme, Ari	176	256	190	228	220	236	1306	217.67	
		Raatikainen, Teemu	190	212	211	209	225	209	1256	209.33	
3.	 MEX	Mexico 1	917	777	743	805	760	774	4776	199.00	-69
		Falconi, Daniel	237	217	192	234	231	199	1310	218.33	
		Gutierrez, Jesus	227	205	173	177	143	176	1101	183.50	
		Denot, Carlos	217	167	195	201	193	200	1173	195.50	
		Garcia, Mario	236	188	183	193	193	199	1192	198.67	
4.	 CAN	Canada 1	808	847	751	769	859	735	4769	198.71	-76
		Phillips, Fred	186	220	171	201	226	185	1189	198.17	
		Casey, Conn	185	192	206	204	225	192	1204	200.67	
		Lafleur, Richard	209	220	210	187	195	184	1205	200.83	
		Ciach, Joe	228	215	164	177	213	174	1171	195.17	
5.	 SWE	Sweden 1	772	771	849	808	822	715	4737	197.38	-108
		Petersson, Christer	180	199	238	192	238	149	1196	199.33	
		Åberg, Johan	165	176	228	178	174	158	1079	179.83	
		Yngström, Stefan	216	219	190	236	196	228	1285	214.17	
		Danielsson, Christer	211	177	193	202	214	180	1177	196.17	
6.	 BEL	Belgium 1	798	831	781	758	748	813	4729	197.04	-116
		Laermans, Jurgen	168	233	180	199	211	211	1202	200.33	
		Pellegroms, Herman	211	193	179	159	163	178	1083	180.50	
		Van Vaerenbergh, Philippe	186	183	201	200	196	210	1176	196.00	
		Franceus, Marc	233	222	221	200	178	214	1268	211.33	
7.	 AUS	Australia 1	761	825	781	803	814	731	4715	196.46	-130
		Cummings, Shaun	172	184	235	200	185	190	1166	194.33	
		Johnson, William	212	178	194	200	200	172	1156	192.67	
		Kennedy, Michael	181	243	151	206	192	156	1129	188.17	
		Frawley, Andrew	196	220	201	197	237	213	1264	210.67	
8.	 COL	Colombia 1	782	809	749	801	794	754	4689	195.38	-156
		Patino, Carlos	186	195	181	171	212	209	1154	192.33	
		Gualdrón, Jhimy	155	183	180	258	201	169	1146	191.00	
		Ruiz, Nicolas	221	216	184	180	182	171	1154	192.33	
		Soto, Julio	220	215	204	192	199	205	1235	205.83	





9.		FRA	France 1	749 739 757 781 802 809	4637	193.21	-208	7
			Mochon, Patrick	173 191 190 166 204 240	1164	194.00		
			Berthomiere, Patrick	191 200 215 176 221 167	1170	195.00		
			Strobbe, Yves	181 179 193 214 221 192	1180	196.67		
			Augustin, Yvan	204 169 159 225 156 210	1123	187.17		
10.		NED	Netherlands 1	772 831 741 671 763 810	4588	191.17	-257	10
			Van der Veen, Wim	155 214 197 145 202 182	1095	182.50		
			Edelaar, Jack	202 189 155 174 195 184	1099	183.17		
			Van den Bogaard, Ron	188 203 171 183 215 256	1216	202.67		
			Thienpondt, Nico	227 225 218 169 151 188	1178	196.33		
11.		ITA	Italy 1	747 779 791 672 688 905	4582	190.92	-263	
			Reviglio, Marco	176 175 213 148 193 247	1152	192.00		
			Isoppo, Massimo	169 165 180 182 121 204	1021	170.17		
			Spada, Amedeo	225 236 212 164 160 222	1219	203.17		
			Celli, Maurizio	177 203 186 178 214 232	1190	198.33		
12.		GER	Germany 1	757 732 732 817 795 736	4569	190.38	-276	
			Ohlrogge, Holger	193 203 187 210 226 174	1193	198.83		
			Preuss, Jürgen	165 209 172 197 137 172	1052	175.33		
			Wimmer, Hermann	208 165 184 206 233 214	1210	201.67		
			Vetter, Robert	191 155 189 204 199 176	1114	185.67		
13.		ENG	England 1	811 778 758 684 749 727	4507	187.79	-338	
			Ellis, Lol	203 201 190 169 200 188	1151	191.83		
			Hodge, Keith	182 191 182 170 216 175	1116	186.00		
			Baker, Gary	187 174 213 169 170 174	1087	181.17		
			Humphries, Gordon	239 212 173 176 163 190	1153	192.17		
14.		RUS	Russia 1	749 705 782 706 783 750	4475	186.46	-370	
			Pashkovskii, Aleksandr	193 178 200 188 203 145	1107	184.50		
			Evdokimov, Sergey	183 165 200 134 202 216	1100	183.33		
			Gorodnichii, Igor	177 198 204 202 187 191	1159	193.17		
			Vasilchenko, Sergey	196 164 178 182 191 198	1109	184.83		
15.		CZE	Czech Republic 1	705 789 720 762 794 691	4461	185.88	-384	
			Hindrák, Jiri	171 177 197 207 204 166	1122	187.00		
			Fleischmann, Jan	172 199 178 166 195 192	1102	183.67		
			Vrážel, Jiri	197 227 167 191 181 156	1119	186.50		
			Kala, Rostislav	165 186 178 198 214 177	1118	186.33		
16.		JPN	Japan 1	744 773 742 701 753 733	4446	185.25	-399	
			Matsui, Masanobu	194 215 192 176 180 165	1122	187.00		
			Maeda, Tomokazu	202 185 170 184 244 208	1193	198.83		
			Harimoto, Yusuke	193 180 190 179 149 203	1094	182.33		
			Iwai, Chikataka	155 193 190 162 180 157	1037	172.83		

17.		NOR	Norway 1	842 733 725 701 773 670 4444	185.17	-401
			Almestrand, Runar	223 160 165 180 209 159 1096	182.67	
			Osgjelten, Ove	204 216 167 185 198 147 1117	186.17	
			Romskaug, Pål S	181 165 193 170 223 163 1095	182.50	
			Hansen, Jan-Egil	234 192 200 166 143 201 1136	189.33	
18.		ISR	Israel 1	722 795 716 803 742 661 4439	184.96	-406
			Ohayon, Shlomo	190 192 190 191 193 177 1133	188.83	
			Ellatif, Mahamid Abed	189 169 158 215 169 168 1068	178.00	
			Dekel, Izhak	172 241 176 181 179 170 1119	186.50	
			Hanaor, Noam	171 193 192 216 201 146 1119	186.50	
19.		SCO	Scotland 1	744 751 747 673 788 685 4388	182.83	-457
			Matthews, Bernard	168 170 156 144 174 148 960	160.00	
			Gill, William	166 177 214 179 197 185 1118	186.33	
			Gillespie, Andrew	186 181 200 167 213 183 1130	188.33	
			Keddie, Alan	224 223 177 183 204 169 1180	196.67	
20.		PUR	Puerto Rico 1	752 701 725 685 699 791 4353	181.38	-492
			Almendro, Jaime	222 174 168 179 154 191 1088	181.33	
			Velez, Antonio	154 171 159 169 134 232 1019	169.83	
			Rivera, Georgie	182 183 175 166 185 185 1076	179.33	
			Santa, Antonio	194 173 223 171 226 183 1170	195.00	
21.		SLO	Slovenia 1	753 689 746 676 774 711 4349	181.21	-496
			Borovnik, Franci	180 155 183 150 235 175 1078	179.67	
			Mulej, Zdravko	179 188 181 178 189 181 1096	182.67	
			Tepeh, Davorin	183 171 200 169 167 161 1051	175.17	
			Frajzman, Marjan	211 175 182 179 183 194 1124	187.33	
22.		BRA	Brazil 1	750 734 688 751 758 666 4347	181.12	-498
			Braga, Luiz	187 189 151 192 206 168 1093	182.17	
			Carvalho, Eugênio	214 187 177 176 205 161 1120	186.67	
			Sales, Jamil	183 181 179 233 164 176 1116	186.00	
			Vieira, Márcio	166 177 181 150 183 161 1018	169.67	
23.		SUI	Switzerland 1	692 670 693 689 783 789 4316	179.83	-529
			Schütz, Johannes	169 192 169 158 193 175 1056	176.00	
			Läng, Urs	168 158 129 204 175 238 1072	178.67	
			Thamberger, Roland	141 156 169 160 170 169 965	160.83	
			Bösiger, Andreas	214 164 226 167 245 207 1223	203.83	
24.		ESP	Spain 1	664 709 671 798 696 765 4303	179.29	-542
			Marian, Juan	154 193 144 211 156 185 1043	173.83	
			Castillo, Samuel	179 198 143 196 177 198 1091	181.83	
			Martinez, Manuel	166 189 202 190 179 213 1139	189.83	
			Estevez, Jose	165 129 182 201 184 169 1030	171.67	

25.		VEN	Venezuela 1	741 700 727 696 763 675	4302	179.25	-543
			Varela, Miguel	177 178 151 127 155 156	944	157.33	
			Cegarra, Jorge	177 151 180 167 202 139	1016	169.33	
			Gomez, Ricardo	194 193 204 201 189 187	1168	194.67	
			Hernandez, Arturo	193 178 192 201 217 193	1174	195.67	
26.		UKR	Ukraine 1	712 703 682 786 647 771	4301	179.21	-544
			Grynyk, Iurii	204 169 168 244 148 204	1137	189.50	
			Savchuk, Oleksandr	180 198 190 164 175 196	1103	183.83	
			Oseredko, Viacheslav	163 177 133 181 145 203	1002	167.00	
			Bondar, Valeriy	165 159 191 197 179 168	1059	176.50	
27.		AUT	Austria 1	741 728 690 710 767 637	4273	178.04	-572
			Astl, Helmut	158 184 168 167 182 176	1035	172.50	
			Haim-Geist, Andreas	187 172 198 168 187 176	1088	181.33	
			Treitler, Walter	139 182 156 175 166 125	943	157.17	
			Panzenböck, Manfred	257 190 168 200 232 160	1207	201.17	
28.		MLT	Malta 1	724 727 706 674 658 757	4246	176.92	-599
			Baldacchino, Paul	221 158 169 146 167 168	1029	171.50	
			Tolu, Giancarlo	124 170 148 167 190 149	948	158.00	
			Mercieca, Dennis	179 244 179 139 131 209	1081	180.17	
			Spiteri, Mark	200 155 210 222 170 231	1188	198.00	
29.		POL	Poland 1	699 741 582 687 746 782	4237	176.54	-608
			Martin, Adam	189 177 126 171 199 158	1020	170.00	
			Meronk, Andrzej	188 174 143 166 225 197	1093	182.17	
			Asajewicz, Aleksej	163 186 159 191 169 245	1113	185.50	
			Linke, Andrzej	159 204 154 159 153 182	1011	168.50	
30.		WAL	Wales 1	657 714 783 647 758 659	4218	175.75	-627
			Roberts, Gareth	159 190 211 168 177 156	1061	176.83	
			Gibson, Kevin	176 179 177 149 200 180	1061	176.83	
			Dalton, Graham	148 157 236 147 177 147	1012	168.67	
			Williams, Stephen	174 188 159 183 204 176	1084	180.67	
31.		LTU	Lithuania 1	732 793 671 644 656 717	4213	175.54	-632
			Muravjov, Timofej	202 217 135 167 181 150	1052	175.33	
			Siauciulis, Vytautas	185 178 176 137 142 173	991	165.17	
			Dinius, Laimontas	184 180 201 182 145 225	1117	186.17	
			Daubaras, Rimantas	161 218 159 158 188 169	1053	175.50	
32.		NZL	New Zealand 1	679 695 691 736 704 641	4146	172.75	-699
			Swain, Tim	179 163 187 201 202 175	1107	184.50	
			Non, Rey	154 203 168 212 176 157	1070	178.33	
			Penny, Stephen	160 144 171 182 168 158	983	163.83	
			Nicolas, Gregorio	186 185 165 141 158 151	986	164.33	













33.		BLR	Belarus 1	684 640 741 649 647 727 4088	170.33	-757	
			Sobolev, Pavel	178 164 191 177 167 188 1065	177.50		
			Sytchev, Viktor	155 130 189 162 169 170 975	162.50		
			Paliak, Aliaksandr	177 189 165 153 159 165 1008	168.00		
			Dyakov, Olexandr	174 157 196 157 152 204 1040	173.33		
34.		DOM	Dominican Republic 1	665 687 657 637 684 749 4079	169.96	-766	
			Sebelen, Rolando	137 160 142 144 156 160 899	149.83		
			Richards, Victor	157 168 170 150 170 212 1027	171.17		
			Castro, Domingo	203 178 178 169 191 206 1125	187.50		
			Nuñez, Hilton	168 181 167 174 167 171 1028	171.33		
35.		BAH	Bahamas 1	621 647 666 681 731 689 4035	168.12	-810	
			Taylor, Gregory	200 169 207 155 180 193 1104	184.00		
			Johnson, Charles	152 149 173 217 174 156 1021	170.17		
			McDonald, Barrette	113 148 108 143 174 173 859	143.17		
			Lockhart, Sonith	156 181 178 166 203 167 1051	175.17		
36.		HUN	Hungary 1	685 645 620 729 706 650 4035	168.12	-810	
			Paal, Laszlo	165 150 106 141 166 133 861	143.50		
			Bodis, György	140 168 172 165 211 172 1028	171.33		
			Skobrics, Zoltan	188 161 175 243 158 163 1088	181.33		
			Lelovics, Zoltan	192 166 167 180 171 182 1058	176.33		
37.		KSA	Saudi Arabia 1	522 632 553 783 708 735 3933	163.88	-912	
			Alaslani, Majid		245 192 188 625	208.33	
			Alizani, Obaid	171 183 151 122 126 176 929	154.83		
			Alqahtani, Moued	171 203 209 215 199 185 1182	197.00		
			Alqahtani, Abdullah	180 246 193 201 191 186 1197	199.50		
38.		RSA	South Africa 1	700 666 650 638 623 640 3917	163.21	-928	
			Sewchuran, Anil	157 148 181 183 186 164 1019	169.83		
			Drewnicki, Eddie	174 219 165 126 121 169 974	162.33		
			Connor, Les	205 147 156 198 158 120 984	164.00		
			Sham, Tony	164 152 148 131 158 187 940	156.67		
39.		SVK	Slovakia 1	583 642 646 627 629 642 3769	157.04	-1076	
			Suvak, Jozef	175 166 157 172 157 163 990	165.00		
			Debnar, Jan	130 198 194 161 192 137 1012	168.67		
			Spindor, Viktor	145 155 139 161 141 180 921	153.50		
			Trnka, Frantisek	133 123 156 133 139 162 846	141.00		






















Players from make up teams

Country	Player	G1	G2	G3	G4	G5	G6	Total	Avg
	Dunne, Paddy	142	159	220	139	157	149	966	161.00
	Mulcahy, Michael	145	117	191	175	135	137	900	150.00
	Storan, Haulie	199	175	207	186	225	160	1152	192.00
	Sigurðsson, Björn	202	200	180	200	185	198	1165	194.17
	Sigurðsson, Guðmundur	132	193	203	161	118	184	991	165.17
	Le Louarn, Paul	146	190	131	137	133	149	886	147.67
	Martin, Gonzalo	184	176	167	142	172	122	963	160.50

All Events Women


Place	Country	Player	Score	Score	Score	Total	Avg	Diff
1.	USA	Hulsenberg, Leanne	1328	1278	1294	3900	216.67	0
2.	USA	Barnes, Lynda	1213	1402	1200	3815	211.94	-85
3.	FIN	Lundén, Reija	1250	1154	1136	3540	196.67	-360
4.	JPN	Yoshida, Yumiko	1109	1187	1217	3513	195.17	-387
5.	SWE	Sulkanen, Lena	1132	1193	1170	3495	194.17	-405
6.	USA	Dorin-Ballard, Carolyn	1130	1152	1208	3490	193.89	-410
7.	NOR	Monsen, Janne	1151	1158	1147	3456	192.00	-444
8.	GER	Völkl-Brand, Bianca	1179	1137	1139	3455	191.94	-445
9.	USA	Johnson, Tish	1173	1045	1215	3433	190.72	-467
10.	MEX	Piccini, Teresa	1096	1221	1110	3427	190.39	-473
11.	CAN	Tataryn, Sharon	1128	1147	1135	3410	189.44	-490
12.	ITA	Morra, Alessandra	1098	1132	1178	3408	189.33	-492
13.	CAN	Joubert, France	1154	1148	1086	3388	188.22	-512
14.	CAN	Friis, Jill	1101	1168	1111	3380	187.78	-520
15.	GER	Kolbenschlag, Martina	1062	1200	1102	3364	186.89	-536
16.	MEX	Ramos, Margarita	1073	1174	1086	3333	185.17	-567
17.	SWE	Nordenson, Kristina	1093	1027	1209	3329	184.94	-571
18.	JPN	Toriyabe, Eiko	1168	1032	1108	3308	183.78	-592
19.	CZE	Lébrová, Jana	1038	1139	1130	3307	183.72	-593
20.	ENG	Brown, Angie	1103	1095	1104	3302	183.44	-598
21.	COL	Galeano, Amanda	1085	1156	1057	3298	183.22	-602
22.	SWE	Olsson, Susanne	1100	1089	1098	3287	182.61	-613
23.	SWE	Carlsson, Christel	1136	1076	1058	3270	181.67	-630
24.	CAN	Griffith, Laurie	1047	1087	1134	3268	181.56	-632
25.	AUS	Baker, Janet	1037	1146	1081	3264	181.33	-636
26.	LTU	Palaimaite, Jurate	1066	1121	1075	3262	181.22	-638
27.	CZE	Nováková, Miluše	1102	1118	1039	3259	181.06	-641
28.	RUS	Stashchenko, Larisa	1179	1052	1024	3255	180.83	-645
29.	BRA	Castro, Lea	1081	1140	1027	3248	180.44	-652
30.	NZL	Burns, Cushla	1123	1097	1018	3238	179.89	-662
31.	FIN	Tamminen, Tuula	1113	1093	1029	3235	179.72	-665
32.	ISR	Aviram Harlap, Sara	1049	1213	971	3233	179.61	-667
33.	COL	Arango, Gloria	1051	1075	1105	3231	179.50	-669
34.	MEX	Ortega, Adriana	1021	1114	1091	3226	179.22	-674
35.	RUS	Kravchenko, Marina	1123	1077	1022	3222	179.00	-678
36.	AUS	Harrison, Julie	910	1163	1148	3221	178.94	-679
37.	MEX	Sacre, Fransuesa	1032	1146	1019	3197	177.61	-703

38.		ITA	Buzzelli, Daniela	1035	1099	1059	3193	177.39	-707
39.		LTU	Anuziene, Leta	1095	1056	1026	3177	176.50	-723
40.		FRA	Faure, Jacqueline	959	1181	1036	3176	176.44	-724
41.		AUS	Baker, Jeanette	1004	1072	1097	3173	176.28	-727
42.		LTU	Seleniene, Daiva	1052	999	1115	3166	175.89	-734
43.		SUI	Doppler, Ruth	1106	1009	1048	3163	175.72	-737
44.		FIN	Jokiniemi, Leena	1019	1130	1010	3159	175.50	-741
45.		NED	Gruijthuisen - de Graaf, Helma	1022	1103	1025	3150	175.00	-750
46.		WAL	Walker, Lynne	1023	1013	1112	3148	174.89	-752
47.		FRA	Jacques, Pepita	1051	1005	1090	3146	174.78	-754
48.		NZL	Churchill, Lynnaire	1130	1009	999	3138	174.33	-762
49.		CZE	Hanušová, Dana	1037	1062	1034	3133	174.06	-767
50.		FIN	Anttas, Jaana	1042	1082	1009	3133	174.06	-767
51.		NOR	Jensen, Roshild	983	1056	1094	3133	174.06	-767
52.		JPN	Yanagawa, Honami	1044	1067	1006	3117	173.17	-783
53.		GER	Börding, Petra	1016	1045	1049	3110	172.78	-790
54.		BRA	Vieira, Lucia	1007	1019	1078	3104	172.44	-796
55.		ENG	Hodge, Jan	1077	1072	952	3101	172.28	-799
56.		AUT	Spitzmüller, Wilhelmine	1004	1047	1049	3100	172.22	-800
57.		COL	Trujillo, Martha	1015	1035	1048	3098	172.11	-802
58.		FRA	Robert, Nadine	995	1077	1025	3097	172.06	-803
59.		FRA	Goron, Nadia	1064	1006	1027	3097	172.06	-803
60.		NZL	Swain, Annabelle	985	991	1108	3084	171.33	-816
61.		SUI	Leutwiler, Sabine	996	1044	1037	3077	170.94	-823
62.		BAH	McClain, Marina	1030	1017	1024	3071	170.61	-829
63.		ENG	Wills, Catherine	995	1061	1014	3070	170.56	-830
64.		AUS	Flynn, Robyn	976	1063	1027	3066	170.33	-834
65.		COL	Vasquez, Ruth	985	1113	967	3065	170.28	-835
66.		NED	Pascoal-Blom, Farida	959	991	1111	3061	170.06	-839
67.		ENG	Boswell, Sandra	1000	1079	970	3049	169.39	-851
68.		NOR	Kleiven, Mariann	1038	996	1012	3046	169.22	-854
69.		JPN	Miyakura, Yuko	1006	959	1068	3033	168.50	-867
70.		RUS	Krivorotova, Ellana	1050	997	980	3027	168.17	-873
71.		AUT	Wühl, Lieselotte	997	1039	978	3014	167.44	-886
72.		NOR	Berge, Sylvi B	983	1020	1010	3013	167.39	-887
73.		RSA	Dos Santos, Susan	972	1051	966	2989	166.06	-911
74.		NED	Homan-Zorge, Andrea	944	1060	985	2989	166.06	-911
75.		BAH	Lockhart, Jonice	996	988	990	2974	165.22	-926
76.		IRL	Holmes, Patricia	1026	972	976	2974	165.22	-926
77.		PUR	Nazario, Galen	946	1012	1000	2958	164.33	-942
78.		GER	Neubüeser, Kerstin	1038	975	941	2954	164.11	-946
79.		RSA	Wilford, Barbara	992	987	974	2953	164.06	-947
80.		WAL	McDonald, Pauline	877	1033	1040	2950	163.89	-950
81.		HUN	Kapronczayne Karadi, Magdolna	1024	949	966	2939	163.28	-961



































82.		RUS	Sukhanova, Galina	904	1068	953	2925	162.50	-975
83.		NZL	Watkins, Robyn	958	961	984	2903	161.28	-997
84.		CZE	Hanusíková, Blanka	977	1071	836	2884	160.22	-1016
85.		PUR	Perez, Miriam	977	955	940	2872	159.56	-1028
86.		RSA	Sham, Val	976	997	894	2867	159.28	-1033
87.		IRL	Kestell, Dymphna	925	988	933	2846	158.11	-1054
88.		HUN	Hossone Beres, Eva	1015	941	883	2839	157.72	-1061
89.		SUI	Pari, Francoise	972	924	941	2837	157.61	-1063
90.		LTU	Kuliaviene, Violeta	915	969	935	2819	156.61	-1081
91.		BOL	Miranda, Carolina	922	964	927	2813	156.28	-1087
92.		AUT	Gablek, Christine	938	971	900	2809	156.06	-1091
93.		ISR	Duanis, Hana	934	946	924	2804	155.78	-1096
94.		SUI	Vergère, Patricia	987	951	860	2798	155.44	-1102
95.		NED	Timisela, Cory	951	941	894	2786	154.78	-1114
96.		RSA	Fowler, Debbi	922	900	943	2765	153.61	-1135
97.		IRL	Heffernan, Mary	883	960	920	2763	153.50	-1137
98.		AUT	Fiala, Christine	961	895	906	2762	153.44	-1138
99.		IRL	Cloake, Roisin	897	944	921	2762	153.44	-1138
100.		SCO	Gove, Elizabeth	957	962	842	2761	153.39	-1139
101.		HUN	Toth, Agnes	927	944	885	2756	153.11	-1144
102.		WAL	Rogers, Kay	910	895	923	2728	151.56	-1172
103.		ISR	Cohen Matza, Eti	920	903	890	2713	150.72	-1187
104.		ISR	Gur, Ziva	921	892	837	2650	147.22	-1250
105.		SCO	Rae, Margaret	832	951	844	2627	145.94	-1273
106.		JEY	Le Louarn, Sharon	897	869	854	2620	145.56	-1280
107.		SCO	Bogie, Alice	867	880	872	2619	145.50	-1281
108.		PAR	López, Susana	821	857	896	2574	143.00	-1326
109.		BAH	Harts, Paula	847	870	773	2490	138.33	-1410
110.		WAL	Cooke, Hilary	746	834	871	2451	136.17	-1449

All Events Men



Place	Country	Player	<u>TEAM</u>			Total	Avg	Diff	Roll-off
			<u>SINGLES</u>	<u>DOUBLES</u>	<u>OF FOUR</u>				
			Score	Score	Score				
1.	USA	Mohr, Ron	1338	1357	1212	3907	217.06	0	
2.	BEL	Franceus, Marc	1281	1310	1268	3859	214.39	-48	
3.	AUS	Frawley, Andrew	1277	1289	1264	3830	212.78	-77	
4.	USA	Learn Jr, Bob	1242	1293	1286	3821	212.28	-86	
5.	USA	Bohn III, Parker	1367	1226	1207	3800	211.11	-107	
6.	ITA	Reviglio, Marco	1327	1273	1152	3752	208.44	-155	
7.	MEX	Falconi, Daniel	1139	1277	1310	3726	207.00	-181	
8.	NED	Van den Bogaard, Ron	1307	1202	1216	3725	206.94	-182	
9.	CAN	Ciach, Joe	1331	1199	1171	3701	205.61	-206	
10.	SWE	Danielsson, Christer	1309	1180	1177	3666	203.67	-241	
11.	SWE	Yngström, Stefan	1115	1265	1285	3665	203.61	-242	
12.	FIN	Halme, Ari	1177	1170	1306	3653	202.94	-254	
13.	CAN	Lafleur, Richard	1156	1289	1205	3650	202.78	-257	
14.	NED	Thienpondt, Nico	1212	1255	1178	3645	202.50	-262	10
15.	FRA	Mochon, Patrick	1261	1220	1164	3645	202.50	-262	7
16.	ITA	Spada, Amedeo	1254	1171	1219	3644	202.44	-263	
17.	USA	Boresch, Lennie	1340	1133	1140	3613	200.72	-294	
18.	VEN	Hernandez, Arturo	1315	1115	1174	3604	200.22	-303	
19.	AUS	Cummings, Shaun	1213	1203	1166	3582	199.00	-325	
20.	SWE	Petersson, Christer	1254	1126	1196	3576	198.67	-331	
21.	FIN	Raatikainen, Teemu	1175	1143	1256	3574	198.56	-333	
22.	NOR	Hansen, Jan-Egil	1141	1287	1136	3564	198.00	-343	
23.	ITA	Celli, Maurizio	1218	1149	1190	3557	197.61	-350	
24.	MEX	Garcia, Mario	1106	1258	1192	3556	197.56	-351	
25.	AUT	Panzenböck, Manfred	1152	1194	1207	3553	197.39	-354	
26.	GER	Ohlrogge, Holger	1210	1146	1193	3549	197.17	-358	
27.	PUR	Santa, Antonio	1183	1169	1170	3522	195.67	-385	
28.	BEL	Laermans, Jurgen	1192	1127	1202	3521	195.61	-386	
29.	JPN	Maeda, Tomokazu	1117	1207	1193	3517	195.39	-390	
30.	SWE	Åberg, Johan	1243	1195	1079	3517	195.39	-390	
31.	FRA	Strobbe, Yves	1158	1167	1180	3505	194.72	-402	
32.	SUI	Bösiger, Andreas	1225	1049	1223	3497	194.28	-410	
33.	SCO	Keddie, Alan	1182	1129	1180	3491	193.94	-416	
34.	SCO	Gillespie, Andrew	1182	1177	1130	3489	193.83	-418	
35.	MLT	Spiteri, Mark	1187	1113	1188	3488	193.78	-419	

36.		KSA	Alqahtani, Abdullah	1121	1167	1197	3485	193.61	-422
37.		COL	Soto, Julio	1156	1087	1235	3478	193.22	-429
38.		ESP	Martinez, Manuel	1156	1182	1139	3477	193.17	-430
39.		BEL	Van Vaerenbergh, Philippe	1125	1173	1176	3474	193.00	-433
40.		KSA	Alqahtani, Moued	1110	1179	1182	3471	192.83	-436
41.		MEX	Gutierrez, Jesus	1231	1120	1101	3452	191.78	-455
42.		CZE	Kala, Rostislav	1228	1105	1118	3451	191.72	-456
43.		MEX	Denot, Carlos	1130	1144	1173	3447	191.50	-460
44.		RUS	Gorodnichii, Igor	1144	1139	1159	3442	191.22	-465
45.		NED	Edelaar, Jack	1173	1167	1099	3439	191.06	-468
46.		GER	Vetter, Robert	1179	1144	1114	3437	190.94	-470
47.		FRA	Augustin, Yvan	1160	1153	1123	3436	190.89	-471
48.		FIN	Aikioniemi, Jari	1188	1179	1067	3434	190.78	-473
49.		CAN	Casey, Conn	1100	1127	1204	3431	190.61	-476
50.		CAN	Phillips, Fred	1162	1080	1189	3431	190.61	-476
51.		FRA	Berthomiere, Patrick	1145	1116	1170	3431	190.61	-476
52.		BLR	Sobolev, Pavel	1179	1184	1065	3428	190.44	-479
53.		NED	Van der Veen, Wim	1177	1149	1095	3421	190.06	-486
54.		UKR	Grynyk, Iurii	1135	1140	1137	3412	189.56	-495
55.		RUS	Vasilchenko, Sergey	1192	1111	1109	3412	189.56	-495
56.		AUS	Johnson, William	1124	1129	1156	3409	189.39	-498
57.		ENG	Baker, Gary	1137	1183	1087	3407	189.28	-500
58.		ENG	Hodge, Keith	1174	1113	1116	3403	189.06	-504
59.		ISR	Dekel, Izhak	1138	1145	1119	3402	189.00	-505
60.		CZE	Hindrák, Jiri	1145	1134	1122	3401	188.94	-506
61.		ISR	Ellatif, Mahamid Abed	1142	1189	1068	3399	188.83	-508
62.		ENG	Humphries, Gordon	1121	1121	1153	3395	188.61	-512
63.		GER	Wimmer, Hermann	1069	1113	1210	3392	188.44	-515
64.		VEN	Gomez, Ricardo	1072	1151	1168	3391	188.39	-516
65.		JPN	Matsui, Masanobu	1134	1126	1122	3382	187.89	-525
66.		IRL	Storan, Haulie	1041	1186	1152	3379	187.72	-528
67.		JPN	Harimoto, Yusuke	1118	1161	1094	3373	187.39	-534
68.		SLO	Fraizman, Marjan	1107	1139	1124	3370	187.22	-537
69.		FIN	Luoto, Sami	1153	1039	1174	3366	187.00	-541
70.		COL	Ruiz, Nicolas	1163	1048	1154	3365	186.94	-542
71.		ISR	Ohayon, Shlomo	1147	1083	1133	3363	186.83	-544
72.		ESP	Castillo, Samuel	1090	1175	1091	3356	186.44	-551
73.		MLT	Mercieca, Dennis	1114	1157	1081	3352	186.22	-555
74.		UKR	Savchuk, Oleksandr	1088	1143	1103	3334	185.22	-573
75.		ISR	Hanaor, Noam	1179	1036	1119	3334	185.22	-573
76.		ISL	Sigurðsson, Björn	1043	1119	1165	3327	184.83	-580
77.		SUI	Schütz, Johannes	1085	1184	1056	3325	184.72	-582
78.		AUS	Kennedy, Michael	1146	1048	1129	3323	184.61	-584



79.		ITA	Isoppo, Massimo	1109	1190	1021	3320	184.44	-587
80.		AUT	Haim-Geist, Andreas	1096	1136	1088	3320	184.44	-587
81.		ESP	Estevez, Jose	1110	1178	1030	3318	184.33	-589
82.		POL	Asajewicz, Aleksej	1125	1079	1113	3317	184.28	-590
83.		WAL	Roberts, Gareth	1118	1137	1061	3316	184.22	-591
84.		LTU	Dinius, Laimontas	1120	1073	1117	3310	183.89	-597
85.		ENG	Ellis, Lol	1070	1081	1151	3302	183.44	-605
86.		BEL	Pellegroms, Herman	1096	1111	1083	3290	182.78	-617
87.		COL	Patino, Carlos	1074	1059	1154	3287	182.61	-620
88.		BRA	Braga, Luiz	1076	1114	1093	3283	182.39	-624
89.		HUN	Lelovics, Zoltan	1064	1159	1058	3281	182.28	-626
90.		WAL	Gibson, Kevin	1086	1133	1061	3280	182.22	-627
91.		BRA	Sales, Jamil	1037	1119	1116	3272	181.78	-635
92.		GER	Preuss, Jürgen	1058	1160	1052	3270	181.67	-637
93.		NOR	Almestrand, Runar	1104	1070	1096	3270	181.67	-637
94.		BAH	Lockhart, Sonith	1085	1126	1051	3262	181.22	-645
95.		PUR	Rivera, Georgie	1037	1144	1076	3257	180.94	-650
96.		PUR	Almendro, Jaime	1090	1075	1088	3253	180.72	-654
97.		POL	Martin, Adam	1117	1113	1020	3250	180.56	-657
98.		NOR	Osgjelten, Ove	1138	994	1117	3249	180.50	-658
99.		NZL	Non, Rey	1127	1047	1070	3244	180.22	-663
100.		COL	Gualdron, Jhimy	1015	1082	1146	3243	180.17	-664
101.		RUS	Pashkovskii, Aleksandr	1035	1100	1107	3242	180.11	-665
102.		LTU	Daubaras, Rimantas	1165	1013	1053	3231	179.50	-676
103.		MLT	Baldacchino, Paul	1116	1086	1029	3231	179.50	-676
104.		BRA	Carvalho, Eugênio	1060	1047	1120	3227	179.28	-680
105.		SCO	Gill, William	1047	1054	1118	3219	178.83	-688
106.		BRA	Vieira, Márcio	1102	1095	1018	3215	178.61	-692
107.		CZE	Vrážel, Jiri	1033	1057	1119	3209	178.28	-698
108.		NOR	Romskaug, Pål S	1072	1041	1095	3208	178.22	-699
109.		ESP	Marian, Juan	1052	1104	1043	3199	177.72	-708
110.		SLO	Tepeh, Davorin	1064	1083	1051	3198	177.67	-709
111.		UKR	Oseredko, Viacheslav	1094	1094	1002	3190	177.22	-717
112.		SUI	Läng, Urs	1072	1044	1072	3188	177.11	-719
113.		DOM	Nuñez, Hilton	1137	1022	1028	3187	177.06	-720
114.		POL	Meronk, Andrzej	1095	996	1093	3184	176.89	-723
115.		AUT	Astl, Helmut	1073	1076	1035	3184	176.89	-723
116.		RUS	Evdokimov, Sergey	969	1112	1100	3181	176.72	-726
117.		SLO	Mulej, Zdravko	1094	981	1096	3171	176.17	-736
118.		DOM	Castro, Domingo	1004	1040	1125	3169	176.06	-738
119.		DOM	Richards, Victor	1000	1139	1027	3166	175.89	-741
120.		CZE	Fleischmann, Jan	1011	1052	1102	3165	175.83	-742
121.		SCO	Matthews, Bernard	1155	1046	960	3161	175.61	-746
122.		JPN	Iwai, Chikataka	1034	1086	1037	3157	175.39	-750

123.		NZL	Swain, Tim	1030	1009	1107	3146	174.78	-761
124.		NZL	Nicolas, Gregorio	1035	1125	986	3146	174.78	-761
125.		BAH	Taylor, Gregory	942	1099	1104	3145	174.72	-762
126.		POL	Linke, Andrzej	1070	1063	1011	3144	174.67	-763
127.		WAL	Dalton, Graham	1102	1011	1012	3125	173.61	-782
128.		SLO	Borovnik, Franci	1087	955	1078	3120	173.33	-787
129.		BLR	Dyakov, Olexandr	975	1103	1040	3118	173.22	-789
130.		SVK	Debnar, Jan	1042	1059	1012	3113	172.94	-794
131.		ISL	Sigurðsson, Guðmundur	1076	1027	991	3094	171.89	-813
132.		LTU	Muravjov, Timofej	950	1069	1052	3071	170.61	-836
133.		HUN	Bodis, György	969	1071	1028	3068	170.44	-839
134.		BLR	Paliak, Aliaksandr	975	1084	1008	3067	170.39	-840
135.		SUI	Thamberger, Roland	1034	1057	965	3056	169.78	-851
136.		BLR	Sytchev, Viktor	1030	1042	975	3047	169.28	-860
137.		RSA	Sham, Tony	1096	1010	940	3046	169.22	-861
138.		KSA	Aljizani, Obaid	1015	1102	929	3046	169.22	-861
139.		VEN	Varela, Miguel	1010	1092	944	3046	169.22	-861
140.		LTU	Siauciulis, Vytautas	1029	1025	991	3045	169.17	-862
141.		MLT	Tolu, Giancarlo	1024	1052	948	3024	168.00	-883
142.		NZL	Penny, Stephen	1013	1021	983	3017	167.61	-890
143.		IRL	Dunne, Paddy	956	1087	966	3009	167.17	-898
144.		UKR	Bondar, Valeriy	952	994	1059	3005	166.94	-902
145.		RSA	Connor, Les	1044	974	984	3002	166.78	-905
146.		AUT	Treitler, Walter	1018	1026	943	2987	165.94	-920
147.		RSA	Sewchuran, Anil	955	991	1019	2965	164.72	-942
148.		BAH	Johnson, Charles	962	975	1021	2958	164.33	-949
149.		SVK	Suvak, Jozef	1019	943	990	2952	164.00	-955
150.		SVK	Spindor, Viktor	1000	1016	921	2937	163.17	-970
151.		VEN	Cegarra, Jorge	952	957	1016	2925	162.50	-982
152.		HUN	Paal, Laszlo	1030	1005	861	2896	160.89	-1011
153.		DOM	Sebelen, Rolando	900	1083	899	2882	160.11	-1025
154.		PUR	Velez, Antonio	993	853	1019	2865	159.17	-1042
155.		RSA	Drewnicki, Eddie	881	957	974	2812	156.22	-1095
156.		JEY	Le Louarn, Paul	916	991	886	2793	155.17	-1114
157.		PAR	Martin, Gonzalo	912	911	963	2786	154.78	-1121
158.		KSA	Alaslani, Majid	1056	1078	625	2759	183.93	-1148
159.		SVK	Trnka, Frantisek	937	961	846	2744	152.44	-1163
160.		IRL	Mulcahy, Michael	889	944	900	2733	151.83	-1174
161.		BAH	McDonald, Barrette	928	892	859	2679	148.83	-1228
162.		WAL	Williams, Stephen		1157	1084	2241	186.75	-1666
163.		HUN	Skobrics, Zoltan	1068		1088	2156	179.67	-1751

Results for Masters Women Final

Country	Player	G1	G2	G3	Won matches
 USA	Barnes, Lynda	192	199		2
 NOR	Monsen, Janne	135	157		0

Results for Masters Women Semi Final 1



Country	Player	G1	G2	G3	Won matches
 USA	Hulsenberg, Leanne	216	177		0
 NOR	Monsen, Janne	236	204		2



Results for Masters Women Semi Final 2



Country	Player	G1	G2	G3	Won matches
 USA	Barnes, Lynda	236	247		2
 USA	Dorin-Ballard, Carolyn	207	184		0

Results for Masters Women - Step 3 Quarter Finals



Country	Player	G1	G2	G3	Won matches
 CAN	Friis, Jill	176	202	152	1
 USA	Hulsenberg, Leanne	236	189	183	2



Country	Player	G1	G2	G3	Won matches
 FIN	Lundén, Reija	191	242	167	1
 NOR	Monsen, Janne	211	193	227	2

Country	Player	G1	G2	G3	Won matches
 USA	Dorin-Ballard, Carolyn	200	196	234	2
 JPN	Yoshida, Yumiko	216	166	202	1



Country	Player	G1	G2	G3	Won matches
 USA	Barnes, Lynda	233	204		2
 USA	Johnson, Tish	213	141		0


Results for Masters Women - Step 2

Country	Player	G1	G2	G3	Won matches
 MEX	Ramos, Margarita	184	234	170	1
 JPN	Yoshida, Yumiko	191	205	176	2

Country	Player	G1	G2	G3	Won matches
 USA	Barnes, Lynda	254	215		2
 SWE	Olsson, Susanne	194	202		0

Country	Player	G1	G2	G3	Won matches
 CAN	Friis, Jill	178	195	211	2
 SWE	Sulkanen, Lena	201	190	183	1

Country	Player	G1	G2	G3	Won matches
 FIN	Lundén, Reija	160	233	223	2
 JPN	Toriyabe, Eiko	172	165	220	1


Country	Player	G1	G2	G3	Won matches
 NOR	Monsen, Janne	203	200		2
 ITA	Morra, Alessandra	161	181		0

Country	Player	G1	G2	G3	Won matches
 USA	Johnson, Tish	202	243	245	2
 GER	Vökl-Brand, Bianca	203	238	206	1

Country	Player	G1	G2	G3	Won matches
 SWE	Carlsson, Christel	182	172		0
 USA	Hulsenberg, Leanne	226	213		2



Country	Player	G1	G2	G3	Won matches
 USA	Dorin-Ballard, Carolyn	227	185	227	2
 CAN	Joubert, France	116	236	202	1



Results for Masters Women - Step 1



Country	Player	G1	G2	G3	Won matches
 SWE	Carlsson, Christel	184	213	197	2
 MEX	Piccini, Teresa	186	171	163	1



Country	Player	G1	G2	G3	Won matches
 SWE	Nordenson, Kristina	167	154		0
 MEX	Ramos, Margarita	176	191		2

Country	Player	G1	G2	G3	Won matches
 GER	Kolbenschlag, Martina	204	200	161	1
 JPN	Toriyabe, Eiko	191	200	179	2

Country	Player	G1	G2	G3	Won matches
 CAN	Griffith, Laurie	218	152	181	1
 USA	Johnson, Tish	188	277	211	2



Country	Player	G1	G2	G3	Won matches
 SWE	Olsson, Susanne	178	202	216	2
 CAN	Tataryn, Sharon	208	179	192	1

Country	Player	G1	G2	G3	Won matches
 ENG	Brown, Angie	132	171		0
 CAN	Joubert, France	223	193		2



Country	Player	G1	G2	G3	Won matches
 CAN	Friis, Jill	196	174	212	2
 CZE	Lébrová, Jana	192	189	173	1

Country	Player	G1	G2	G3	Won matches
 COL	Galeano, Amanda	168	183		0
 ITA	Morra, Alessandra	235	203		2

Results for Masters Men Final

Country	Player	G1	G2	G3	Won matches
 USA	Bohn III, Parker	170	197	238	2
 CAN	Ciach, Joe	256	188	237	1



Results for Masters Men Semi Final 1



Country	Player	G1	G2	G3	Won matches
 USA	Bohn III, Parker	227	230		2
 AUS	Cummins, Shaun	172	159		0



Results for Masters Men Semi Final 2



Country	Player	G1	G2	G3	Won matches
 CAN	Ciach, Joe	213	215		2
 SWE	Yngström, Stefan	180	192		0

Results for Masters Men - Step 3 – Quarter Finals



Country	Player	G1	G2	G3	Won matches
 CAN	Ciach, Joe	220	226		2
 USA	Learn Jr, Bob	213	179		0

Country	Player	G1	G2	G3	Won matches
 AUS	Frawley, Andrew	235	220	166	1
 SWE	Yngström, Stefan	208	238	202	2



Country	Player	G1	G2	G3	Won matches
 USA	Bohn III, Parker	201	286	259	2
 MEX	Falconi, Daniel	213	193	237	1

Country	Player	G1	G2	G3	Won matches
 AUS	Cummings, Shaun	201	203	210	2
 USA	Mohr, Ron	224	198	207	1



Results for Masters Men - Step 2


Country	Player	G1	G2	G3	Won matches
 ITA	Reviglio, Marco	193	247		0
 SWE	Yngström, Stefan	202	300		2



Country	Player	G1	G2	G3	Won matches
 AUS	Cummings, Shaun	232	175		2
 BEL	Franceus, Marc	202	168		0

Country	Player	G1	G2	G3	Won matches
 AUS	Frawley, Andrew	150	212	258	2
 VEN	Hernandez, Arturo	171	175	206	1

Country	Player	G1	G2	G3	Won matches
 CAN	Ciach, Joe	202	202		2
 NED	Van den Bogaard, Ron	193	176		0

Country	Player	G1	G2	G3	Won matches
 USA	Boresch, Lennie	258	169	224	1
 USA	Learn Jr, Bob	200	224	237	2

Country	Player	G1	G2	G3	Won matches
 USA	Mohr, Ron	208	191		2
 FIN	Raatikainen, Teemu	199	146		0

Country	Player	G1	G2	G3	Won matches
 USA	Bohn III, Parker	279	209		2
 CAN	Lafleur, Richard	191	188		0



Country	Player	G1	G2	G3	Won matches
 SWE	Danielsson, Christer	212	238	173	1
 MEX	Falconi, Daniel	242	202	203	2

Results for Masters Men - Step 1

Country	Player	G1	G2	G3	Won matches
 NOR	Hansen, Jan-Egil	213	199		0
 SWE	Yngström, Stefan	242	202		2



Country	Player	G1	G2	G3	Won matches
 VEN	Hernandez, Arturo	180	199	215	2
 FRA	Mochon, Patrick	206	189	211	1



Country	Player	G1	G2	G3	Won matches
 AUS	Cummings, Shaun	162	236	194	2
 NED	Thienpondt, Nico	245	210	183	1

Country	Player	G1	G2	G3	Won matches
 CAN	Ciach, Joe	204	213	221	2
 MEX	Garcia, Mario	222	173	198	1

Country	Player	G1	G2	G3	Won matches
 ITA	Celli, Maurizio	166	201		0
 SWE	Danielsson, Christer	185	210		2

Country	Player	G1	G2	G3	Won matches
 CAN	Lafleur, Richard	189	220		2
 SWE	Petersson, Christer	172	202		0

Country	Player	G1	G2	G3	Won matches
 FIN	Halme, Ari	190	179		0
 FIN	Raatikainen, Teemu	196	224		2

Country	Player	G1	G2	G3	Won matches
 USA	Boresch, Lennie	233	218		2
 ITA	Spada, Amedeo	201	181		0